

## Product datasheet for **TA803107AM**

### **HNRPM (HNRNPM) Mouse Monoclonal Antibody (Biotin conjugated) [Clone ID: OTI3F3]**

#### **Product data:**

<b>Product Type:</b>	Primary Antibodies
<b>Clone Name:</b>	OTI3F3
<b>Applications:</b>	IHC, WB
<b>Recommended Dilution:</b>	WB 1:2000, IHC 1:150
<b>Reactivity:</b>	Human, Mouse, Rat
<b>Host:</b>	Mouse
<b>Isotype:</b>	IgG2b
<b>Clonality:</b>	Monoclonal
<b>Immunogen:</b>	Human recombinant protein fragment corresponding to amino acids 1-261 of human HNRNPM (NP_112480) produced in E.coli.
<b>Formulation:</b>	PBS (pH 7.3) containing 1% BSA, 50% glycerol and 0.02% sodium azide.
<b>Concentration:</b>	0.5 mg/ml
<b>Purification:</b>	Purified from mouse ascites fluids or tissue culture supernatant by affinity chromatography (protein A/G)
<b>Conjugation:</b>	Biotin
<b>Storage:</b>	Store at -20°C as received.
<b>Stability:</b>	Stable for 12 months from date of receipt.
<b>Predicted Protein Size:</b>	73.4 kDa
<b>Gene Name:</b>	heterogeneous nuclear ribonucleoprotein M
<b>Database Link:</b>	<a href="#">NP_112480</a> <a href="#">Entrez Gene 76936 Mouse</a> <a href="#">Entrez Gene 116655 Rat</a> <a href="#">Entrez Gene 4670 Human</a> <a href="#">P52272</a>



[View online »](#)

**Background:**

This gene belongs to the subfamily of ubiquitously expressed heterogeneous nuclear ribonucleoproteins (hnRNPs). The hnRNPs are RNA binding proteins and they complex with heterogeneous nuclear RNA (hnRNA). These proteins are associated with pre-mRNAs in the nucleus and appear to influence pre-mRNA processing and other aspects of mRNA metabolism and transport. While all of the hnRNPs are present in the nucleus, some seem to shuttle between the nucleus and the cytoplasm. The hnRNP proteins have distinct nucleic acid binding properties. The protein encoded by this gene has three repeats of quasi-RRM domains that bind to RNAs. This protein also constitutes a monomer of the N-acetylglucosamine-specific receptor which is postulated to trigger selective recycling of immature GlcNAc-bearing thyroglobulin molecules. Alternative splicing results in multiple transcript variants. [provided by RefSeq, Aug

**Synonyms:**


CEAR; hnRNP M; HNRNPM4; HNRPM; HNRPM4; HTGR1; NAGR1

**Protein Families:**

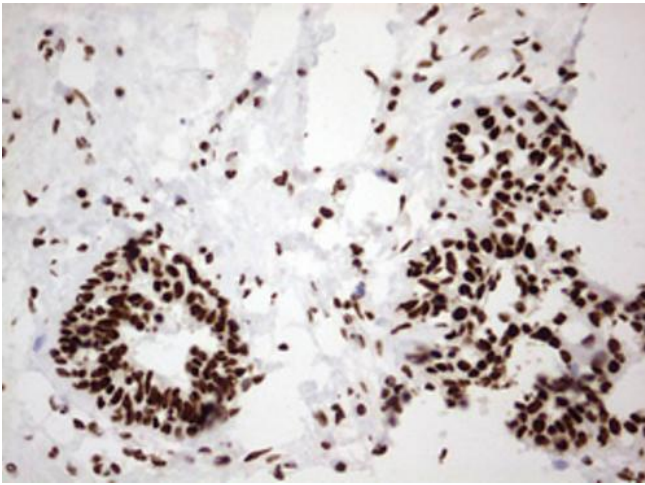
Druggable Genome

**Protein Pathways:**

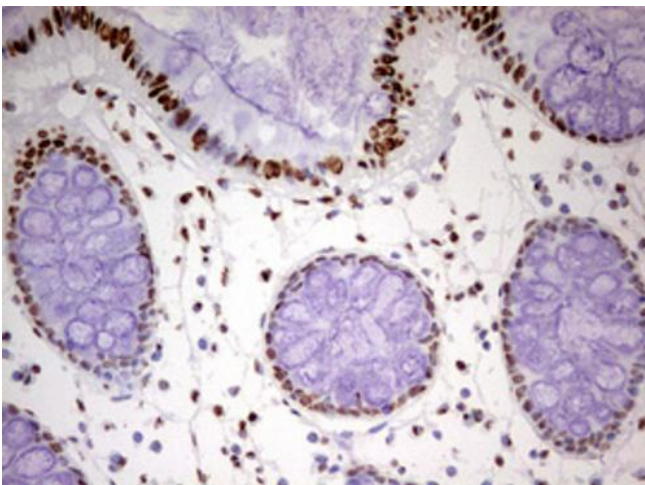
Spliceosome

**Product images:**

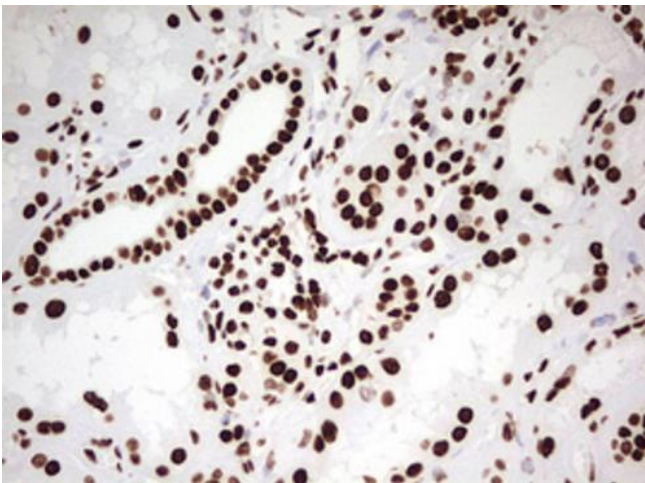
HEK293T cells were transfected with the pCMV6-ENTRY control (Left lane) or pCMV6-ENTRY HNRNPM ([RC220513], Right lane) cDNA for 48 hrs and lysed. Equivalent amounts of cell lysates (5 ug per lane) were separated by SDS-PAGE and immunoblotted with anti-HNRNPM. Positive lysates [LY403103] (100ug) and [LC403103] (20ug) can be purchased separately from OriGene.



Immunohistochemical staining of paraffin-embedded Human breast tissue within the normal limits using anti-HNRNPM mouse monoclonal antibody. Heat-induced epitope retrieval by EDTA solution buffer pH 8.0 at 120°C for 3 min.

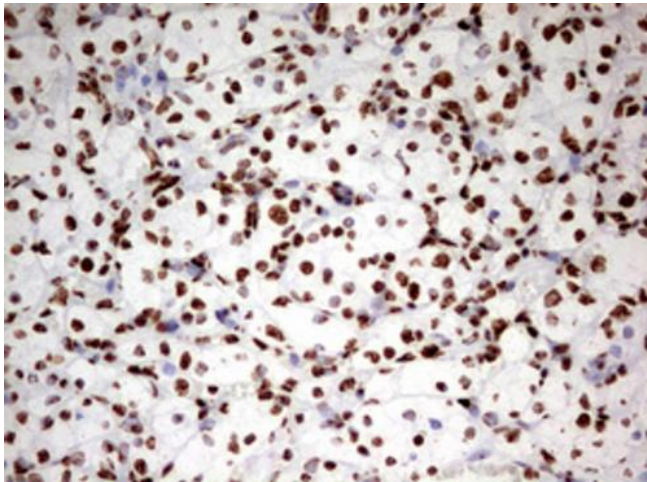


Immunohistochemical staining of paraffin-embedded Adenocarcinoma of Human breast tissue using anti-HNRNPM mouse monoclonal antibody. Heat-induced epitope retrieval by EDTA solution buffer pH 8.0 at 120°C for 3 min.

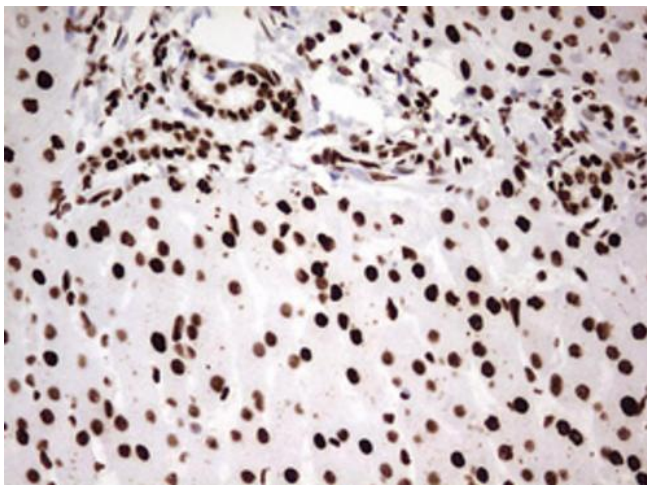


Immunohistochemical staining of paraffin-embedded Human Kidney tissue within the normal limits using anti-HNRNPM mouse monoclonal antibody. Heat-induced epitope retrieval by EDTA solution buffer pH 8.0 at 120°C for 3 min.

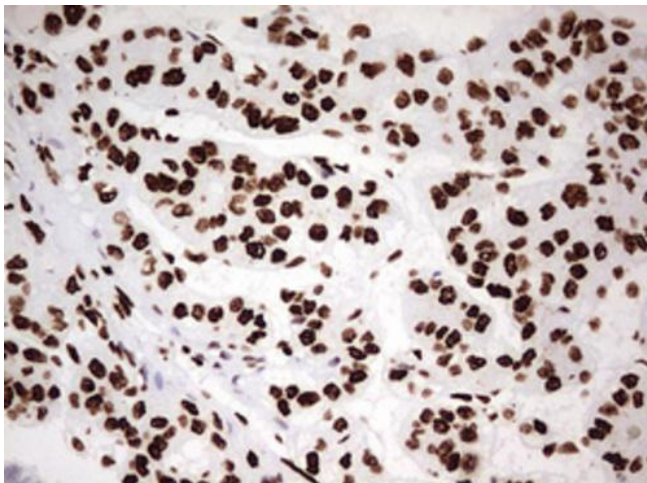




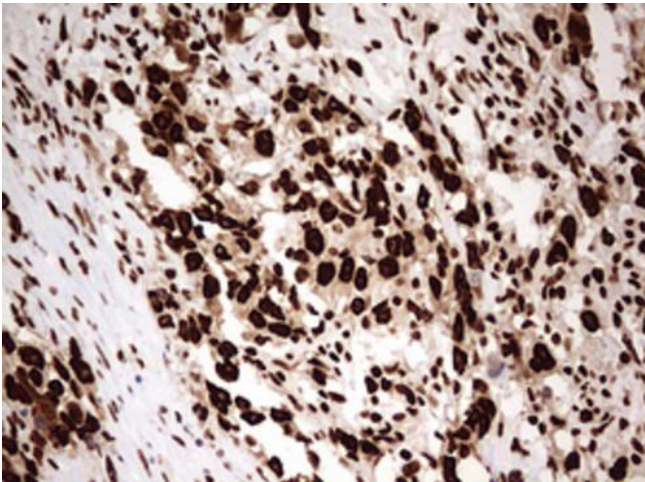
Immunohistochemical staining of paraffin-embedded Carcinoma of Human kidney tissue using anti-HNRNPM mouse monoclonal antibody. Heat-induced epitope retrieval by EDTA solution buffer pH 8.0 at 120°C for 3 min.



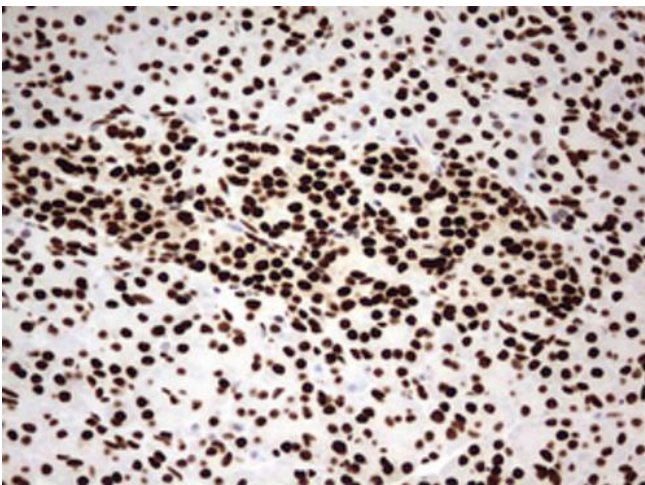
Immunohistochemical staining of paraffin-embedded Human liver tissue within the normal limits using anti-HNRNPM mouse monoclonal antibody. Heat-induced epitope retrieval by EDTA solution buffer pH 8.0 at 120°C for 3 min.



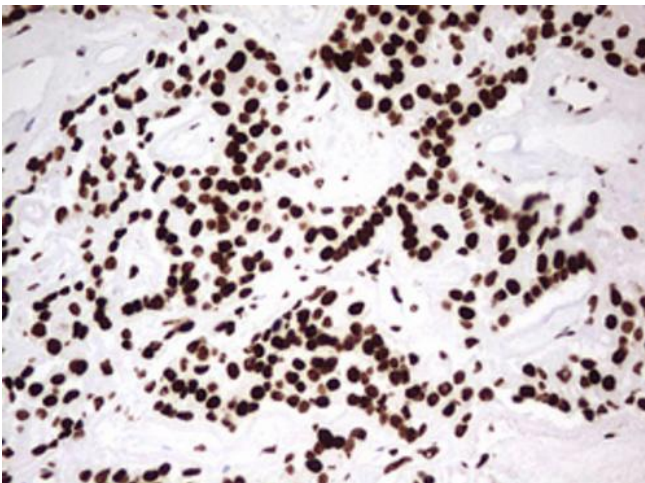
Immunohistochemical staining of paraffin-embedded Carcinoma of Human liver tissue using anti-HNRNPM mouse monoclonal antibody. Heat-induced epitope retrieval by EDTA solution buffer pH 8.0 at 120°C for 3 min.



Immunohistochemical staining of paraffin-embedded Adenocarcinoma of Human ovary tissue using anti-HNRNPM mouse monoclonal antibody. Heat-induced epitope retrieval by EDTA solution buffer pH 8.0 at 120°C for 3 min.

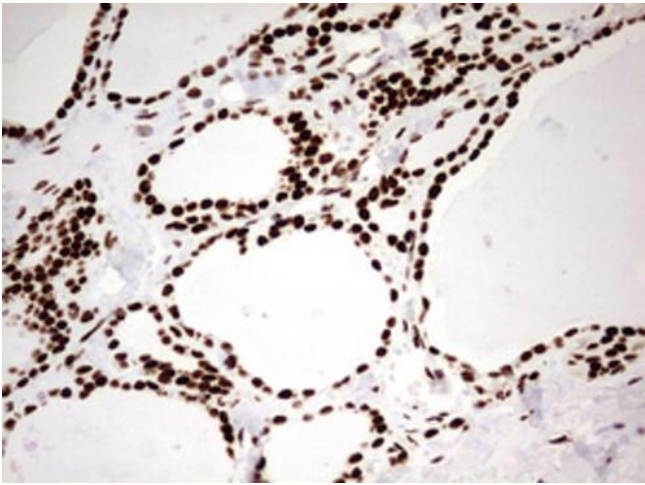


Immunohistochemical staining of paraffin-embedded Human pancreas tissue within the normal limits using anti-HNRNPM mouse monoclonal antibody. Heat-induced epitope retrieval by EDTA solution buffer pH 8.0 at 120°C for 3 min.

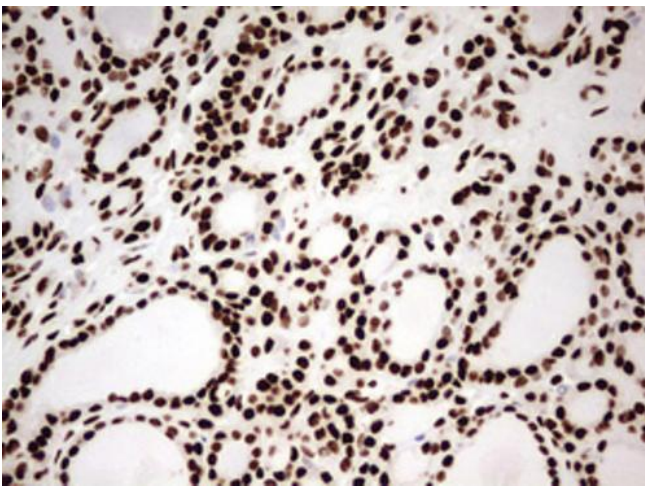


Immunohistochemical staining of paraffin-embedded Carcinoma of Human pancreas tissue using anti-HNRNPM mouse monoclonal antibody. Heat-induced epitope retrieval by EDTA solution buffer pH 8.0 at 120°C for 3 min.

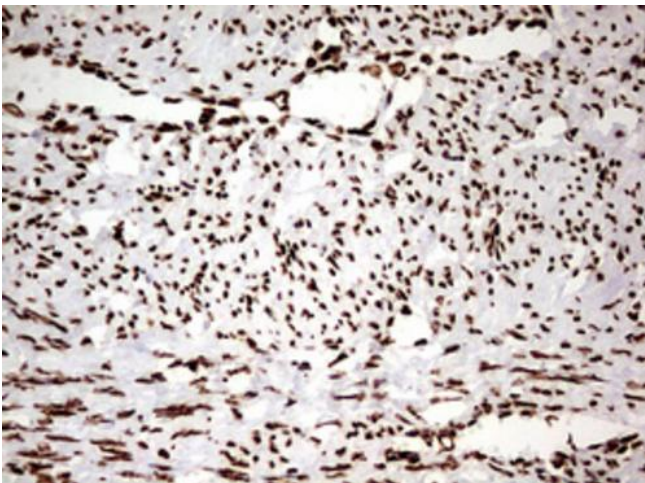




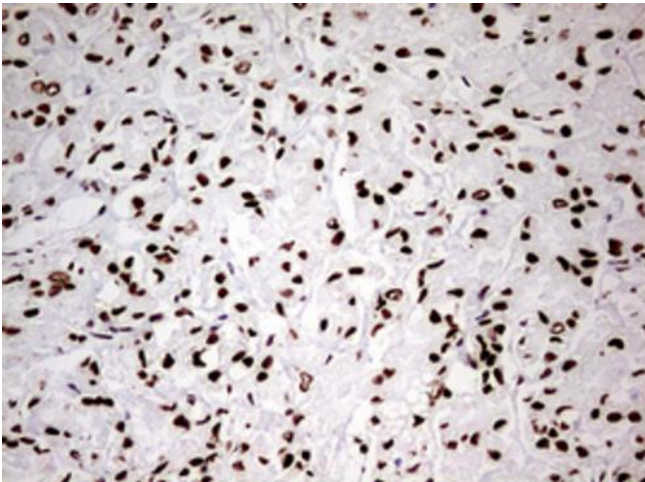
Immunohistochemical staining of paraffin-embedded Human thyroid tissue within the normal limits using anti-HNRNPM mouse monoclonal antibody. Heat-induced epitope retrieval by EDTA solution buffer pH 8.0 at 120°C for 3 min.



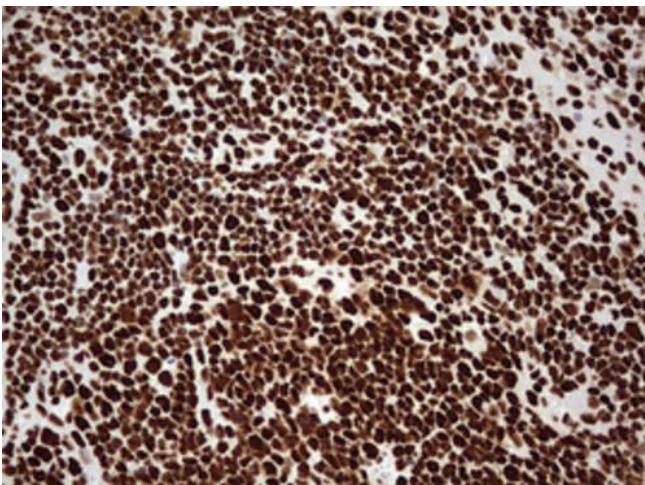
Immunohistochemical staining of paraffin-embedded Carcinoma of Human thyroid tissue using anti-HNRNPM mouse monoclonal antibody. Heat-induced epitope retrieval by EDTA solution buffer pH 8.0 at 120°C for 3 min.



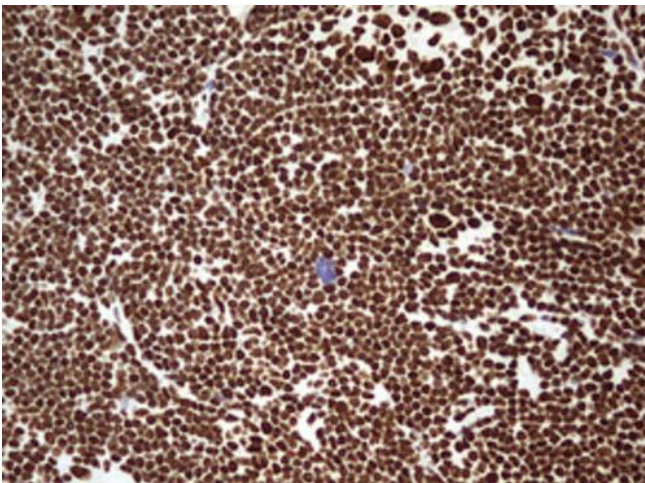
Immunohistochemical staining of paraffin-embedded Adenocarcinoma of Human endometrium tissue using anti-HNRNPM mouse monoclonal antibody. Heat-induced epitope retrieval by EDTA solution buffer pH 8.0 at 120°C for 3 min.



Immunohistochemical staining of paraffin-embedded Carcinoma of Human prostate tissue using anti-HNRNPM mouse monoclonal antibody. Heat-induced epitope retrieval by EDTA solution buffer pH 8.0 at 120°C for 3 min.

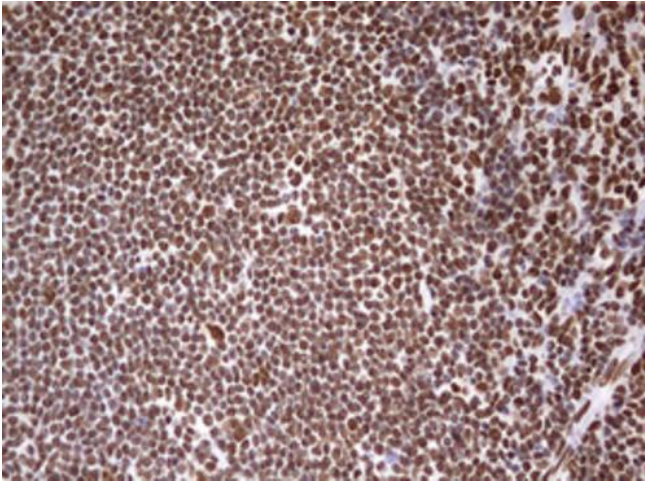


Immunohistochemical staining of paraffin-embedded Human lymph node tissue within the normal limits using anti-HNRNPM mouse monoclonal antibody. Heat-induced epitope retrieval by EDTA solution buffer pH 8.0 at 120°C for 3 min.



Immunohistochemical staining of paraffin-embedded Human lymphoma tissue using anti-HNRNPM mouse monoclonal antibody. Heat-induced epitope retrieval by EDTA solution buffer pH 8.0 at 120°C for 3 min.





Immunohistochemical staining of paraffin-embedded Human tonsil within the normal limits using anti-HNRNPM mouse monoclonal antibody. Heat-induced epitope retrieval by EDTA solution buffer pH 8.0 at 120°C for 3 min.