

Product datasheet for **TA802618M**

BRCA1 Mouse Monoclonal Antibody [Clone ID: OTI5D10]

Product data:

Product Type:	Primary Antibodies
Clone Name:	OTI5D10
Applications:	IHC
Recommended Dilution:	IHC 1:150
Reactivity:	Human
Host:	Mouse
Isotype:	IgG1
Clonality:	Monoclonal
Immunogen:	Human recombinant protein fragment corresponding to amino acids 1151-1473 of human BRCA1 (NP_009225) produced in E.coli.
Formulation:	PBS (pH 7.3) containing 1% BSA, 50% glycerol and 0.02% sodium azide.
Concentration:	1 mg/ml
Purification:	Purified from mouse ascites fluids or tissue culture supernatant by affinity chromatography (protein A/G)
Conjugation:	Unconjugated
Storage:	Store at -20°C as received.
Stability:	Stable for 12 months from date of receipt.
Gene Name:	BRCA1, DNA repair associated
Database Link:	NP_009225 Entrez Gene 672 Human P38398



[View online »](#)

Background:

This gene encodes a nuclear phosphoprotein that plays a role in maintaining genomic stability, and it also acts as a tumor suppressor. The encoded protein combines with other tumor suppressors, DNA damage sensors, and signal transducers to form a large multi-subunit protein complex known as the BRCA1-associated genome surveillance complex (BASC). This gene product associates with RNA polymerase II, and through the C-terminal domain, also interacts with histone deacetylase complexes. This protein thus plays a role in transcription, DNA repair of double-stranded breaks, and recombination. Mutations in this gene are responsible for approximately 40% of inherited breast cancers and more than 80% of inherited breast and ovarian cancers. Alternative splicing plays a role in modulating the subcellular localization and physiological function of this gene. Many alternatively spliced transcript variants, some of which are disease-associated mutations, have been described for this gene, but the full-length nature of only some of these variants has been described. A related pseudogene, which is also located on chromosome 17, has been identified. [provided by RefSeq, May 2009]

Synonyms:

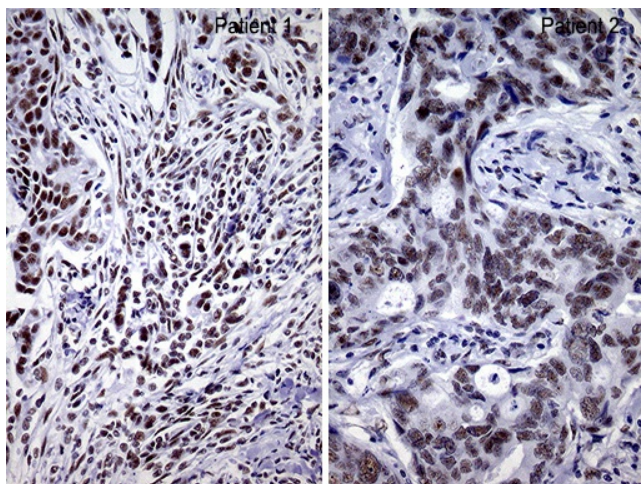
BRCA1; BRCC1; BROVCA1; FANCS; IRIS; PNCA4; PPP1R53; PSCP; RNF53

Protein Families:

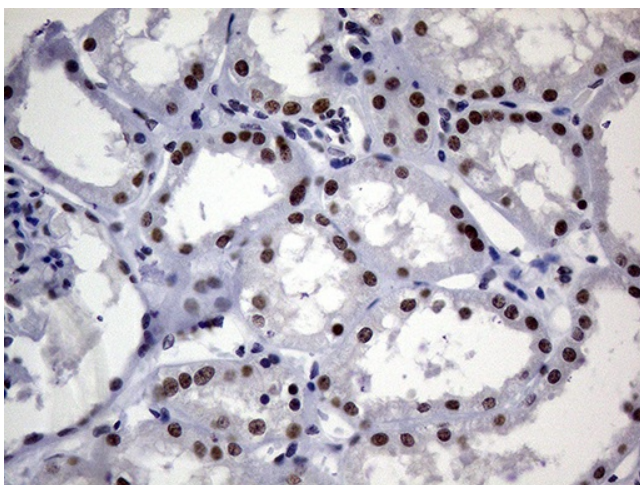
Druggable Genome, Transcription Factors

Protein Pathways:

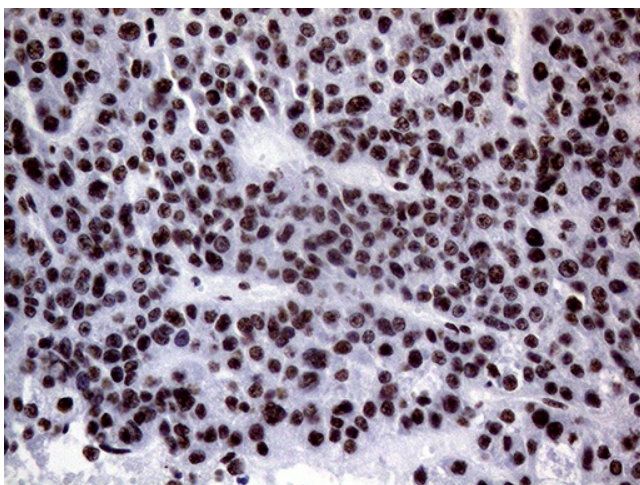
Ubiquitin mediated proteolysis

Product images:


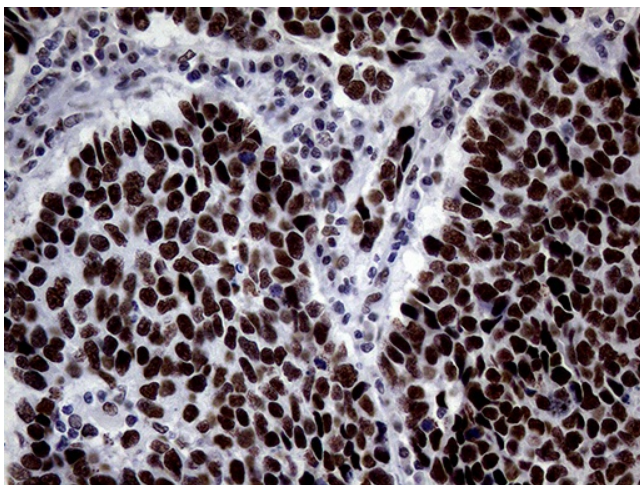
Immunohistochemical staining of paraffin-embedded Adenocarcinoma of Human breast tissue using anti-BRCA1 mouse monoclonal antibody. Heat-induced epitope retrieval by EDTA solution buffer pH 8.0 at 120°C for 3 min.



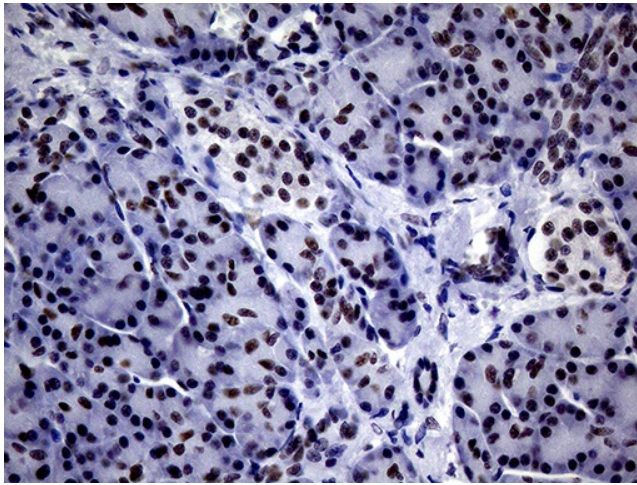
Immunohistochemical staining of paraffin-embedded Human Kidney tissue within the normal limits using anti-BRCA1 mouse monoclonal antibody. Heat-induced epitope retrieval by EDTA solution buffer pH 8.0 at 120°C for 3 min.



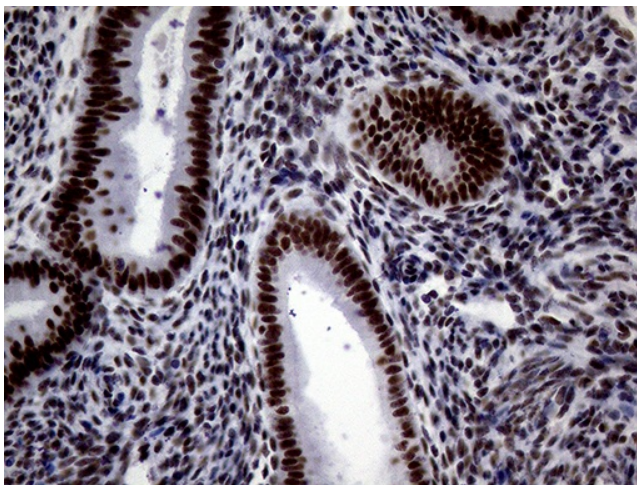
Immunohistochemical staining of paraffin-embedded Human liver tissue within the normal limits using anti-BRCA1 mouse monoclonal antibody. Heat-induced epitope retrieval by EDTA solution buffer pH 8.0 at 120°C for 3 min.



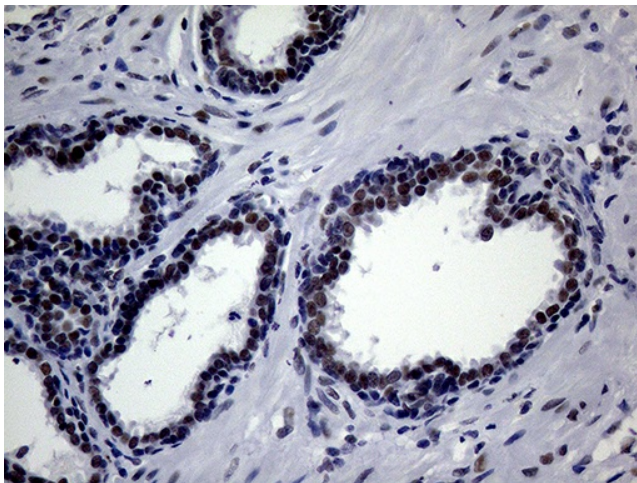
Immunohistochemical staining of paraffin-embedded Carcinoma of Human lung tissue using anti-BRCA1 mouse monoclonal antibody. Heat-induced epitope retrieval by EDTA solution buffer pH 8.0 at 120°C for 3 min.



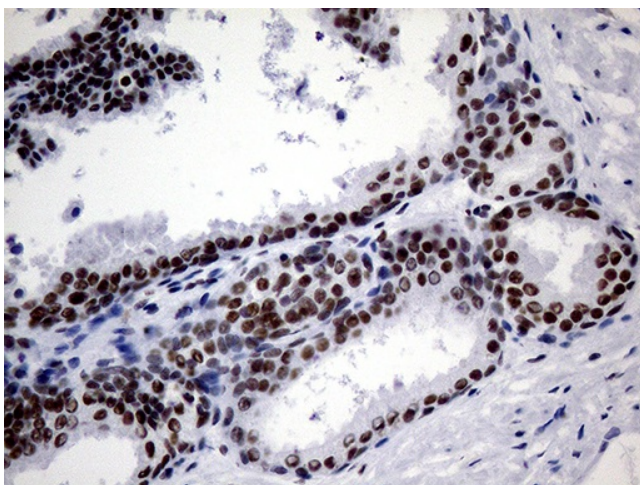
Immunohistochemical staining of paraffin-embedded Human pancreas tissue within the normal limits using anti-BRCA1 mouse monoclonal antibody. Heat-induced epitope retrieval by EDTA solution buffer pH 8.0 at 120°C for 3 min.



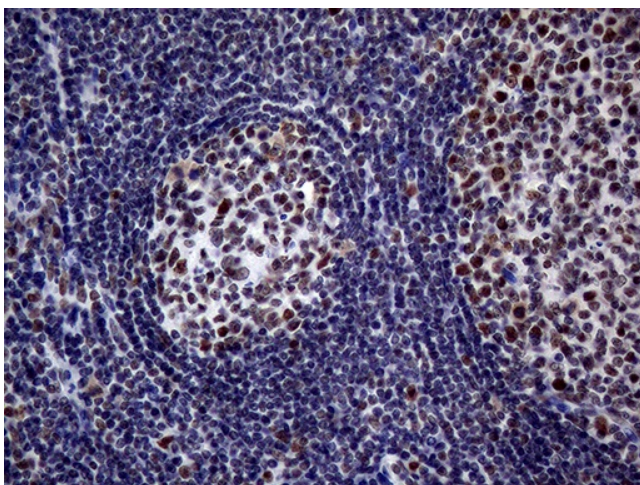
Immunohistochemical staining of paraffin-embedded Human endometrium tissue within the normal limits using anti-BRCA1 mouse monoclonal antibody. Heat-induced epitope retrieval by EDTA solution buffer pH 8.0 at 120°C for 3 min.



Immunohistochemical staining of paraffin-embedded Human prostate tissue within the normal limits using anti-BRCA1 mouse monoclonal antibody. Heat-induced epitope retrieval by EDTA solution buffer pH 8.0 at 120°C for 3 min.



Immunohistochemical staining of paraffin-embedded Carcinoma of Human prostate tissue using anti-BRCA1 mouse monoclonal antibody. Heat-induced epitope retrieval by EDTA solution buffer pH 8.0 at 120°C for 3 min.



Immunohistochemical staining of paraffin-embedded Human tonsil within the normal limits using anti-BRCA1 mouse monoclonal antibody. Heat-induced epitope retrieval by EDTA solution buffer pH 8.0 at 120°C for 3 min.