

Product datasheet for **TA802398S**

Ornithine Carbamoyltransferase (OTC) Mouse Monoclonal Antibody [Clone ID: OTI5H8]

Product data:

Product Type:	Primary Antibodies
Clone Name:	OTI5H8
Applications:	IHC, WB
Recommended Dilution:	WB 1:2000
Reactivity:	Human, Mouse, Rat
Host:	Mouse
Isotype:	IgG2b
Clonality:	Monoclonal
Immunogen:	Human recombinant protein fragment corresponding to amino acids 33-354 of human OTC (NP_000522) produced in E.coli.
Formulation:	PBS (pH 7.3) containing 1% BSA, 50% glycerol and 0.02% sodium azide.
Concentration:	1 mg/ml
Purification:	Purified from mouse ascites fluids or tissue culture supernatant by affinity chromatography (protein A/G)
Conjugation:	Unconjugated
Storage:	Store at -20°C as received.
Stability:	Stable for 12 months from date of receipt.
Predicted Protein Size:	36.1 kDa
Gene Name:	ornithine carbamoyltransferase
Database Link:	NP_000522 Entrez Gene 18416 Mouse Entrez Gene 25611 Rat Entrez Gene 5009 Human P00480
Background:	This nuclear gene encodes a mitochondrial matrix enzyme. Missense, nonsense, and frameshift mutations in this enzyme lead to ornithine transcarbamylase deficiency, which causes hyperammonemia. Since the gene for this enzyme maps close to that for Duchenne muscular dystrophy, it may play a role in that disease also. [provided by RefSeq, Jul 2008]
Synonyms:	OCTD; OTCD

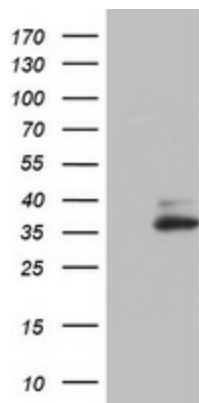


[View online »](#)

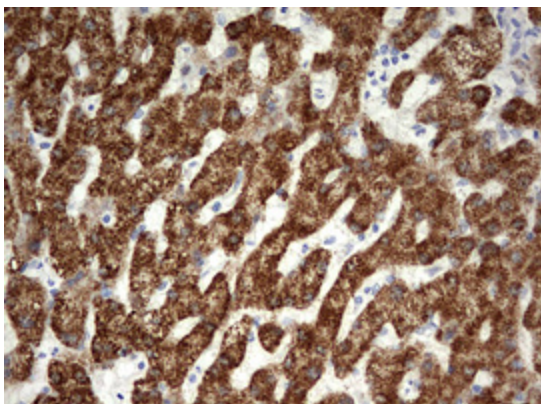
Protein Families: Druggable Genome

Protein Pathways: Arginine and proline metabolism, Metabolic pathways

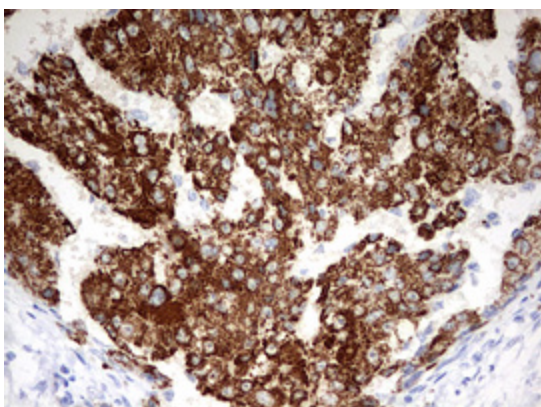
Product images:



HEK293T cells were transfected with the pCMV6-ENTRY control (Left lane) or pCMV6-ENTRY OTC ([RC214662], Right lane) cDNA for 48 hrs and lysed. Equivalent amounts of cell lysates (5 ug per lane) were separated by SDS-PAGE and immunoblotted with anti-OTC.



Immunohistochemical staining of paraffin-embedded Human liver tissue within the normal limits using anti-OTC mouse monoclonal antibody. ([TA802398]) Dilution: 1:150



Immunohistochemical staining of paraffin-embedded Carcinoma of Human liver tissue using anti-OTC mouse monoclonal antibody. ([TA802398]) Dilution: 1:150