

Product datasheet for **TA802323AM**

FBXO11 Mouse Monoclonal Antibody (Biotin conjugated) [Clone ID: OT11F6]

Product data:

Product Type:	Primary Antibodies
Clone Name:	OT11F6
Applications:	WB
Recommended Dilution:	WB 1:500
Reactivity:	Human, Mouse, Rat
Host:	Mouse
Isotype:	IgG1
Clonality:	Monoclonal
Immunogen:	Human recombinant protein fragment corresponding to amino acids 1-300 of human FBXO11 (NP_079409) produced in E.coli.
Formulation:	PBS (pH 7.3) containing 1% BSA, 50% glycerol and 0.02% sodium azide.
Concentration:	0.5 mg/ml
Purification:	Purified from mouse ascites fluids or tissue culture supernatant by affinity chromatography (protein A/G)
Conjugation:	Biotin
Storage:	Store at -20°C as received.
Stability:	Stable for 12 months from date of receipt.
Predicted Protein Size:	93.9 kDa
Gene Name:	F-box protein 11
Database Link:	NP_079409 Entrez Gene 80204 Human Q86XK2



[View online »](#)

Background:


This gene encodes a member of the F-box protein family which is characterized by an approximately 40 amino acid motif, the F-box. The F-box proteins constitute one of the four subunits of ubiquitin protein ligase complex called SCFs (SKP1-cullin-F-box), which function in phosphorylation-dependent ubiquitination. The F-box proteins are divided into 3 classes: Fbws containing WD-40 domains, Fbls containing leucine-rich repeats, and Fbxs containing either different protein-protein interaction modules or no recognizable motifs. The protein encoded by this gene belongs to the Fbxs class. It can function as an arginine methyltransferase that symmetrically dimethylates arginine residues, and it acts as an adaptor protein to mediate the neddylation of p53, which leads to the suppression of p53 function. This gene is known to be down-regulated in melanocytes from patients with vitiligo, a skin disorder that results in depigmentation. Polymorphisms in this gene are associated with chronic otitis media with effusion and recurrent otitis media (COME/ROM), a hearing loss disorder, and the knockout of the homologous mouse gene results in the deaf mouse mutant Jeff (Jf), a single gene model of otitis media. Alternatively spliced transcript variants encoding distinct isoforms have been identified for this gene. [provided by RefSeq, Jun 2010]

Synonyms:


FBX11; PRMT9; UBR6; UG063H01; VIT1

Protein Families:

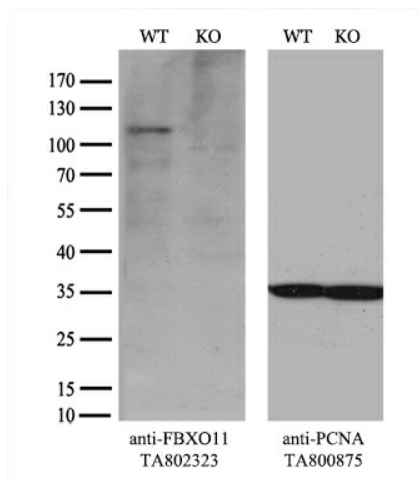
Druggable Genome

Product images:

HEK293T cells were transfected with the pCMV6-ENTRY control (Cat# [PS100001], Left lane) or pCMV6-ENTRY FBXO11 (Cat# [RC222041], Right lane) cDNA for 48 hrs and lysed. Equivalent amounts of cell lysates (5 ug per lane) were separated by SDS-PAGE and immunoblotted with anti-FBXO11 (Cat# [TA802323]). Positive lysates [LY403052] (100ug) and [LC403052] (20ug) can be purchased separately from OriGene.



Western blot analysis of HT29 cell lysate (35ug) by using anti-FBXO11 monoclonal antibody. Dilution: 1:500



Equivalent amounts of cell lysates (10 ug per lane) of wild-type HeLa cells (WT, Cat# LC810HELA) and FBXO11-Knockout HeLa cells (KO, Cat# [LC810452]) were separated by SDS-PAGE and immunoblotted with anti-FBXO11 monoclonal antibody [TA802323] (1:100). Then the blotted membrane was stripped and reprobed with anti-PCNA antibody as a loading control.