

Product datasheet for **TA801941BM**

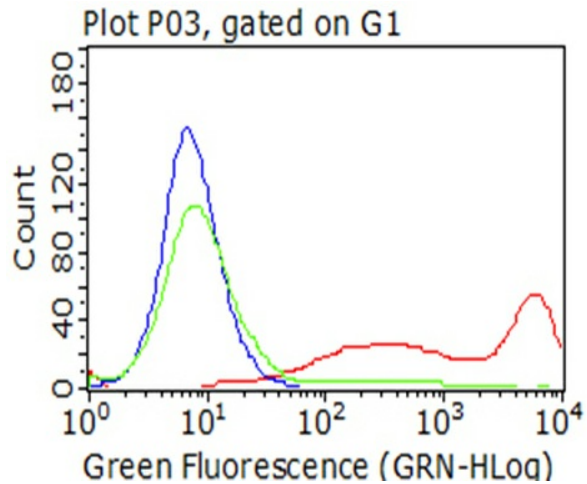
CD5 Mouse Monoclonal Antibody (HRP conjugated) [Clone ID: OTI1A5]

Product data:

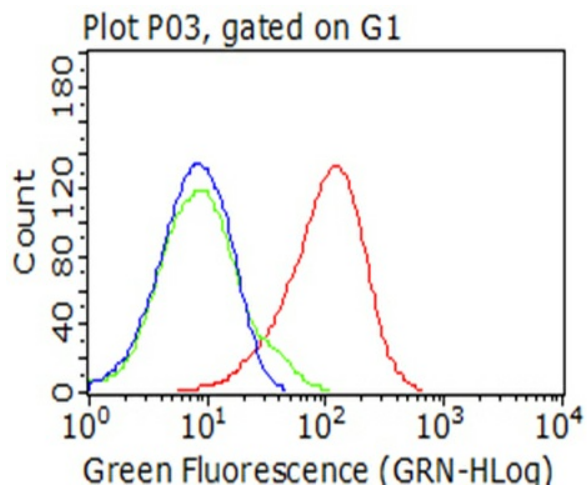
Product Type:	Primary Antibodies
Clone Name:	OTI1A5
Applications:	FC
Recommended Dilution:	FLOW 1:50
Reactivity:	Human
Host:	Mouse
Isotype:	IgG1
Clonality:	Monoclonal
Immunogen:	Full length human recombinant protein of human CD5 (NP_055022) produced in HEK293T cell.
Formulation:	PBS (pH 7.3) containing 1% BSA, 50% glycerol.
Concentration:	0.5 mg/ml
Purification:	Purified from mouse ascites fluids or tissue culture supernatant by affinity chromatography (protein A/G)
Conjugation:	HRP
Storage:	Store at -20°C as received.
Stability:	Stable for 12 months from date of receipt.
Predicted Protein Size:	54.4 kDa
Gene Name:	CD5 molecule
Database Link:	NP_055022 Entrez Gene 921 Human P06127
Synonyms:	LEU1; T1
Protein Families:	Druggable Genome, Transmembrane
Protein Pathways:	Hematopoietic cell lineage



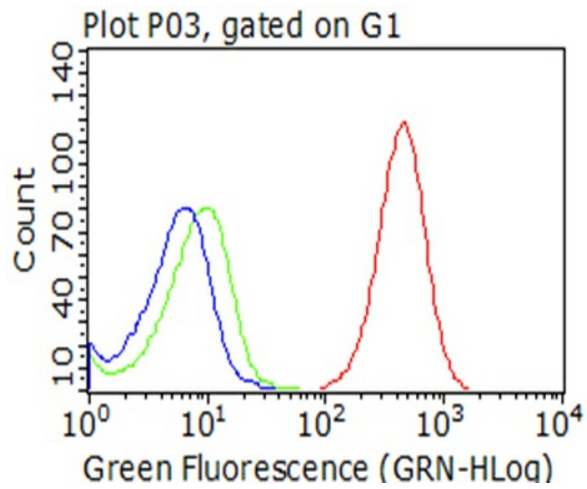
[View online »](#)

Product images:

Living HEK293T cells transfected with either [RC206494] overexpress plasmid (Red), compared to an IgG isotype control, (Green) or empty vector control plasmid (Blue) were immunostained by anti-CD5 antibody ([TA801941]), and then analyzed by flow cytometry (1:100).



Flow cytometric analysis of living 50ng/ml IL2-stimulated Jurkat cells, using anti-CD5 antibody ([TA801941]), (red), compared to an IgG isotype control, (green), and negative control (PBS), (blue) (1:100).



Flow cytometric analysis of living CCRF-CEM cells, using anti-CD5 antibody ([TA801941]), (red), compared to an IgG isotype control, (green), and negative control (PBS), (blue) (1:100).