

## Product datasheet for **TA801904**

### VILIP1 (VSNL1) Mouse Monoclonal Antibody [Clone ID: OTI3F4]

#### Product data:

Product Type:	Primary Antibodies
Clone Name:	OTI3F4
Applications:	IHC, WB
Recommended Dilution:	WB 1:2000
Reactivity:	Human, Mouse, Rat
Host:	Mouse
Isotype:	IgG1
Clonality:	Monoclonal
Immunogen:	Human recombinant protein fragment corresponding to amino acids 2-191 of human VSNL1 (NP_003376) produced in E.coli.
Formulation:	PBS (pH 7.3) containing 1% BSA, 50% glycerol and 0.02% sodium azide.
Concentration:	1 mg/ml
Purification:	Purified from mouse ascites fluids or tissue culture supernatant by affinity chromatography (protein A/G)
Conjugation:	Unconjugated
Storage:	Store at -20°C as received.
Stability:	Stable for 12 months from date of receipt.
Predicted Protein Size:	22 kDa
Gene Name:	visinin like 1
Database Link:	<a href="#">NP_003376</a> <a href="#">Entrez Gene 24877 Rat</a> <a href="#">Entrez Gene 26950 Mouse</a> <a href="#">Entrez Gene 7447 Human</a> <a href="#">P62760</a>
Background:	This gene is a member of the visinin/recoverin subfamily of neuronal calcium sensor proteins. The encoded protein is strongly expressed in granule cells of the cerebellum where it associates with membranes in a calcium-dependent manner and modulates intracellular signaling pathways of the central nervous system by directly or indirectly regulating the activity of adenylyl cyclase. Alternatively spliced transcript variants have been observed, but their full-length nature has not been determined. [provided by RefSeq, Jul 2008]

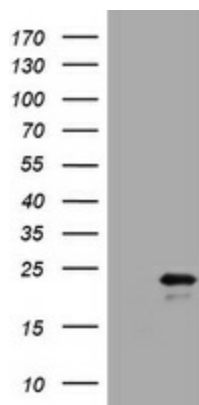


[View online »](#)

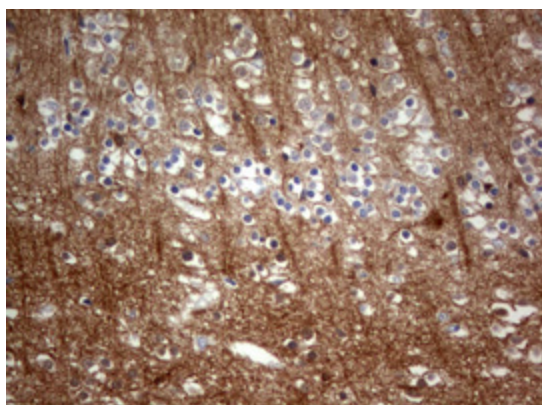
**Synonyms:** HLP3; HPCAL3; HUVISL1; VILIP; VILIP-1

**Protein Families:** Druggable Genome

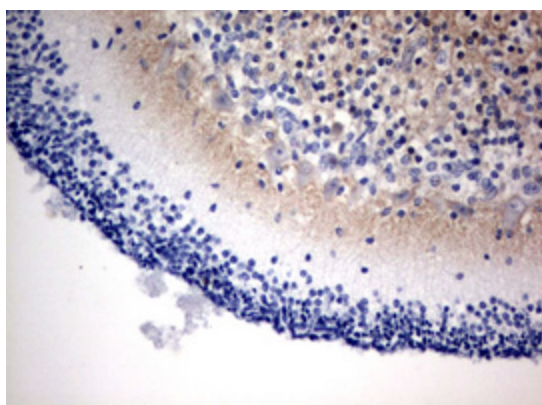
**Product images:**



HEK293T cells were transfected with the pCMV6-ENTRY control (Left lane) or pCMV6-ENTRY VSNL1 ([RC205337], Right lane) cDNA for 48 hrs and lysed. Equivalent amounts of cell lysates (5 ug per lane) were separated by SDS-PAGE and immunoblotted with anti-VSNL1. Positive lysates [LY418720] (100ug) and [LC418720] (20ug) can be purchased separately from OriGene.



Immunohistochemical staining of paraffin-embedded Human embryonic brain cortex tissue using anti-VSNL1 mouse monoclonal antibody. (TA801904) Dilution: 1:150



Immunohistochemical staining of paraffin-embedded Human embryonic cerebellum using anti-VSNL1 mouse monoclonal antibody. (TA801904) Dilution: 1:150