

Product datasheet for **TA800536BM**

ZSCAN4 Mouse Monoclonal Antibody (HRP conjugated) [Clone ID: OT11A6]

Product data:

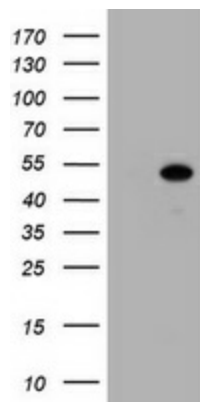
Product Type:	Primary Antibodies
Clone Name:	OT11A6
Applications:	IHC, WB
Recommended Dilution:	WB 1:2000, IHC 1:150
Reactivity:	Human
Host:	Mouse
Isotype:	IgG1
Clonality:	Monoclonal
Immunogen:	Human recombinant protein fragment corresponding to amino acids 164-433 of human ZSCAN4 (NP_689890) produced in E.coli.
Formulation:	PBS (pH 7.3) containing 1% BSA, 50% glycerol.
Concentration:	0.5 mg/ml
Purification:	Purified from mouse ascites fluids or tissue culture supernatant by affinity chromatography (protein A/G)
Conjugation:	HRP
Storage:	Store at -20°C as received.
Stability:	Stable for 12 months from date of receipt.
Predicted Protein Size:	48.8 kDa
Gene Name:	zinc finger and SCAN domain containing 4
Database Link:	NP_689890 Entrez Gene 201516 Human Q8NAM6
Background:	The ZSCAN4 gene encodes a protein involved in telomere maintenance and with a key role in the critical feature of mouse embryonic stem (ES) cells, namely, defying cellular senescence and maintaining normal karyotype for many cell divisions in culture (Zalzman et al., 2010 [PubMed 20336070]). [supplied by OMIM, May
Synonyms:	ZNF494



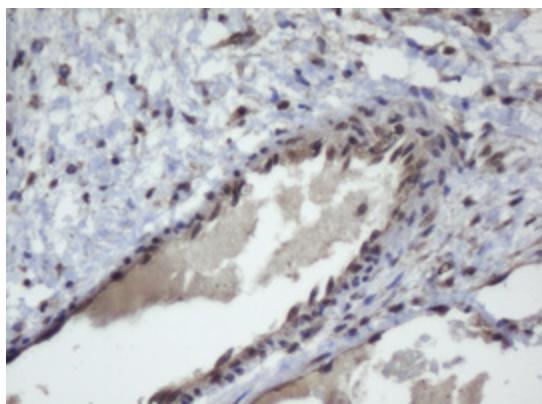
[View online »](#)

Protein Families: Transcription Factors

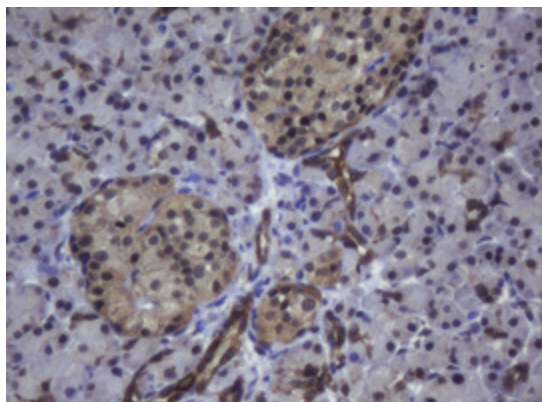
Product images:



HEK293T cells were transfected with the pCMV6-ENTRY control (Left lane) or pCMV6-ENTRY ZSCAN4 ([RC211003], Right lane) cDNA for 48 hrs and lysed. Equivalent amounts of cell lysates (5 ug per lane) were separated by SDS-PAGE and immunoblotted with anti-ZSCAN4. Positive lysates [LY407355] (100ug) and [LC407355] (20ug) can be purchased separately from OriGene.



Immunohistochemical staining of paraffin-embedded Adenocarcinoma of Human ovary tissue using anti-ZSCAN4 mouse monoclonal antibody. (Heat-induced epitope retrieval by 10mM citric buffer, pH6.0, 120°C for 3min, [TA800536])



Immunohistochemical staining of paraffin-embedded Human pancreas tissue within the normal limits using anti-ZSCAN4 mouse monoclonal antibody. (Heat-induced epitope retrieval by 10mM citric buffer, pH6.0, 120°C for 3min, [TA800536])