

## Product datasheet for **TA800499AM**

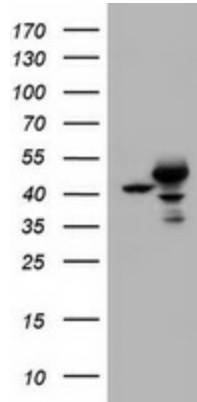
### CBX8 Mouse Monoclonal Antibody (Biotin conjugated) [Clone ID: OTI6G4]

#### Product data:

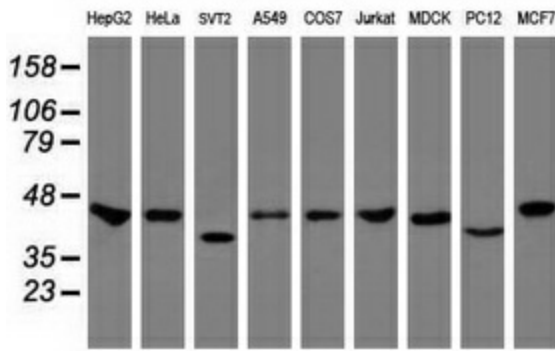
Product Type:	Primary Antibodies
Clone Name:	OTI6G4
Applications:	IHC, WB
Recommended Dilution:	WB 1:2000, IHC 1:100
Reactivity:	Human, Dog, Rat, Monkey, Mouse
Host:	Mouse
Isotype:	IgG1
Clonality:	Monoclonal
Immunogen:	Human recombinant protein fragment corresponding to amino acids 1-260 of human CBX8 (NP_065700) produced in E.coli.
Formulation:	PBS (pH 7.3) containing 1% BSA, 50% glycerol and 0.02% sodium azide.
Concentration:	0.5 mg/ml
Purification:	Purified from mouse ascites fluids or tissue culture supernatant by affinity chromatography (protein A/G)
Conjugation:	Biotin
Storage:	Store at -20°C as received.
Stability:	Stable for 12 months from date of receipt.
Predicted Protein Size:	43.2 kDa
Gene Name:	chromobox 8
Database Link:	<a href="#">NP_065700</a> <a href="#">Entrez Gene 30951 Mouse</a> <a href="#">Entrez Gene 303731 Rat</a> <a href="#">Entrez Gene 608591 Dog</a> <a href="#">Entrez Gene 717514 Monkey</a> <a href="#">Entrez Gene 57332 Human</a> <a href="#">Q9HC52</a>
Synonyms:	PC3; RC1
Protein Families:	Transcription Factors



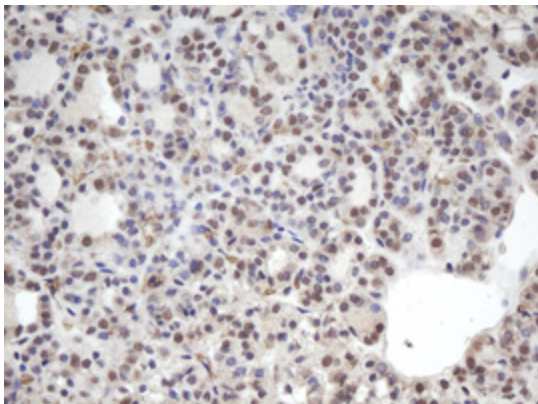
[View online »](#)

**Product images:**


HEK293T cells were transfected with the pCMV6-ENTRY control (Left lane) or pCMV6-ENTRY CBX8 ([RC203417], Right lane) cDNA for 48 hrs and lysed. Equivalent amounts of cell lysates (5 ug per lane) were separated by SDS-PAGE and immunoblotted with anti-CBX8. Positive lysates [LY412158] (100ug) and [LC412158] (20ug) can be purchased separately from OriGene.



Western blot analysis of extracts (35ug) from 9 different cell lines by using anti-CBX8 monoclonal antibody (HepG2: human; HeLa: human; SVT2: mouse; A549: human; COS7: monkey; Jurkat: human; MDCK: canine; PC12: rat; MCF7: human).



Immunohistochemical staining of paraffin-embedded Carcinoma of Human thyroid tissue using anti-CBX8 mouse monoclonal antibody. (Heat-induced epitope retrieval by 10mM citric buffer, pH6.0, 100°C for 10min, [TA800499])