

Product datasheet for **TA800325S**

RIP (RIPK1) Mouse Monoclonal Antibody [Clone ID: OTI2G3]

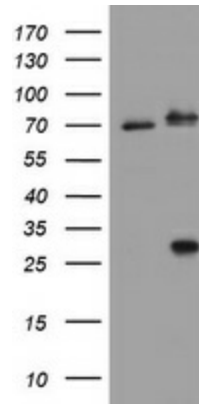
Product data:

Product Type:	Primary Antibodies
Clone Name:	OTI2G3
Applications:	IHC, WB
Recommended Dilution:	WB 1:500, IHC 1:150
Reactivity:	Human, Dog
Host:	Mouse
Isotype:	IgG2a
Clonality:	Monoclonal
Immunogen:	Human recombinant protein fragment corresponding to amino acids 133-422 of human RIPK1(NP_003795) produced in E.coli.
Formulation:	PBS (pH 7.3) containing 1% BSA, 50% glycerol and 0.02% sodium azide.
Concentration:	1 mg/ml
Purification:	Purified from mouse ascites fluids or tissue culture supernatant by affinity chromatography (protein A/G)
Conjugation:	Unconjugated
Storage:	Store at -20°C as received.
Stability:	Stable for 12 months from date of receipt.
Predicted Protein Size:	75.8 kDa
Gene Name:	receptor interacting serine/threonine kinase 1
Database Link:	NP_003795 Entrez Gene 102152063 Dog Entrez Gene 8737 Human Q13546
Synonyms:	RIP; RIP-1; RIP1
Protein Families:	Druggable Genome, Protein Kinase
Protein Pathways:	Apoptosis, Cytosolic DNA-sensing pathway, RIG-I-like receptor signaling pathway, Toll-like receptor signaling pathway

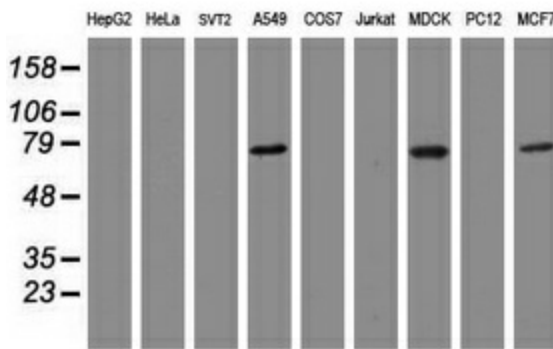


[View online »](#)

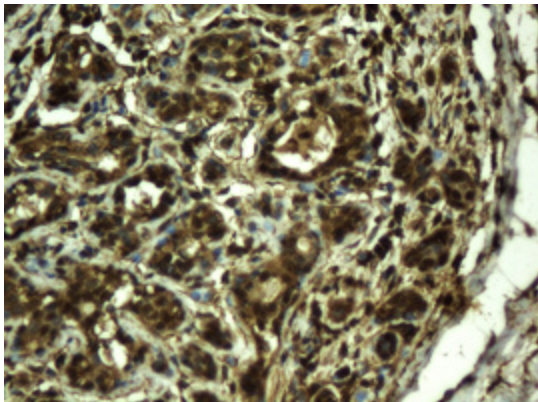
Product images:



HEK293T cells were transfected with the pCMV6-ENTRY control (Left lane) or pCMV6-ENTRY RIPK1 ([RC216024], Right lane) cDNA for 48 hrs and lysed. Equivalent amounts of cell lysates (5 ug per lane) were separated by SDS-PAGE and immunoblotted with anti-RIPK1. Positive lysates [LY401251] (100ug) and [LC401251] (20ug) can be purchased separately from OriGene.



Western blot analysis of extracts (35ug) from 9 different cell lines by using anti-RIPK1 monoclonal antibody (HepG2: human; HeLa: human; SVT2: mouse; A549: human; COS7: monkey; Jurkat: human; MDCK: canine; PC12: rat; MCF7: human).



Immunohistochemical staining of paraffin-embedded Human breast tissue within the normal limits using anti-RIPK1 mouse monoclonal antibody. (Heat-induced epitope retrieval by 10mM citric buffer, pH6.0, 100°C for 10min, [TA800325])