

## Product datasheet for **TA800284S**

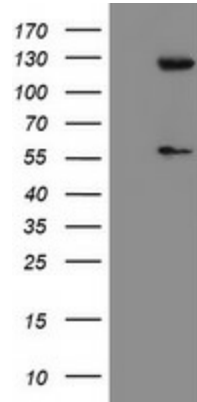
### USP54 Mouse Monoclonal Antibody [Clone ID: OTI1G6]

#### Product data:

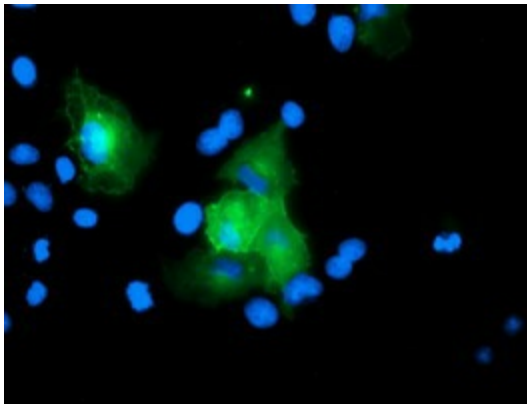
Product Type:	Primary Antibodies
Clone Name:	OTI1G6
Applications:	FC, IF, WB
Recommended Dilution:	WB 1:2000, IF 1:100, FLOW 1:100
Reactivity:	Human
Host:	Mouse
Isotype:	IgG1
Clonality:	Monoclonal
Immunogen:	Human recombinant protein fragment corresponding to amino acids 358-700 of human USP54 (NP_689799) produced in E.coli.
Formulation:	PBS (pH 7.3) containing 1% BSA, 50% glycerol and 0.02% sodium azide.
Concentration:	1 mg/ml
Purification:	Purified from mouse ascites fluids or tissue culture supernatant by affinity chromatography (protein A/G)
Conjugation:	Unconjugated
Storage:	Store at -20°C as received.
Stability:	Stable for 12 months from date of receipt.
Gene Name:	ubiquitin specific peptidase 54
Database Link:	<a href="#">NP_689799</a> <a href="#">Entrez Gene 159195 Human</a> <a href="#">Q70EL1</a>
Synonyms:	bA137L10.3; bA137L10.4; C10orf29
Protein Families:	Protease



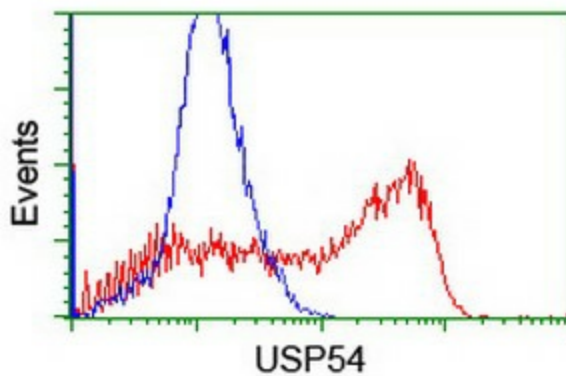
[View online »](#)

**Product images:**

HEK293T cells were transfected with the pCMV6-ENTRY control (Cat# [PS100001], Left lane) or pCMV6-ENTRY USP54 (Cat# [RC213869], Right lane) cDNA for 48 hrs and lysed. Equivalent amounts of cell lysates (5 ug per lane) were separated by SDS-PAGE and immunoblotted with anti-USP54(Cat# [TA800284]).



Anti-USP54 mouse monoclonal antibody ([TA800284]) immunofluorescent staining of COS7 cells transiently transfected by pCMV6-ENTRY USP54 ([RC213869]).



HEK293T cells transfected with either [RC213869] overexpress plasmid (Red) or empty vector control plasmid (Blue) were immunostained by anti-USP54 antibody ([TA800284]), and then analyzed by flow cytometry.