

Product datasheet for **TA800267BM**

Meis homeobox 3 (MEIS3) Mouse Monoclonal Antibody (HRP conjugated) [Clone ID: OTI3A7]

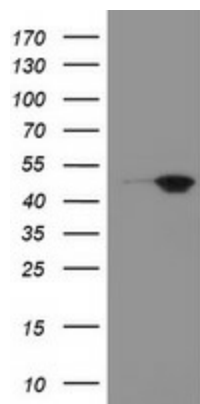
Product data:

Product Type:	Primary Antibodies
Clone Name:	OTI3A7
Applications:	FC, IF, WB
Recommended Dilution:	WB 1:2000, IF 1:100, FLOW 1:100
Reactivity:	Human, Mouse, Rat
Host:	Mouse
Isotype:	IgG1
Clonality:	Monoclonal
Immunogen:	Human recombinant protein fragment corresponding to amino acids 1-261 of human MEIS3 (NP_064545) produced in E.coli.
Formulation:	PBS (pH 7.3) containing 1% BSA, 50% glycerol.
Concentration:	0.5 mg/ml
Purification:	Purified from mouse ascites fluids or tissue culture supernatant by affinity chromatography (protein A/G)
Conjugation:	HRP
Storage:	Store at -20°C as received.
Stability:	Stable for 12 months from date of receipt.
Predicted Protein Size:	46 kDa
Gene Name:	Meis homeobox 3
Database Link:	NP_064545 Entrez Gene 17537 Mouse Entrez Gene 56917 Human Q99687
Synonyms:	MRG2

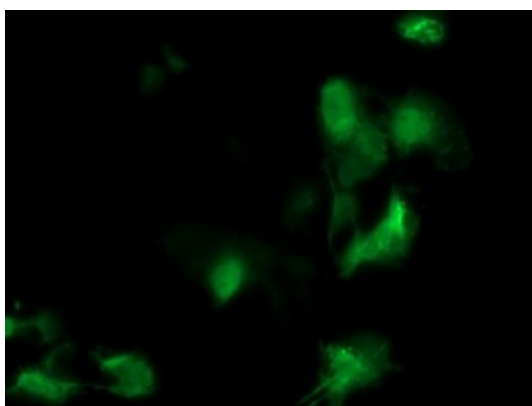


[View online »](#)

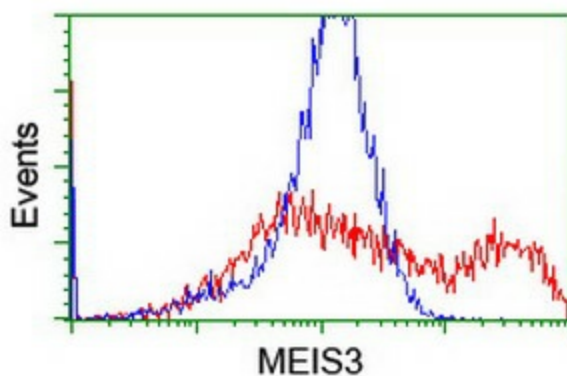
Product images:



HEK293T cells were transfected with the pCMV6-ENTRY control (Left lane) or pCMV6-ENTRY MEIS3 ([RC206100], Right lane) cDNA for 48 hrs and lysed. Equivalent amounts of cell lysates (5 ug per lane) were separated by SDS-PAGE and immunoblotted with anti-MEIS3. Positive lysates [LY412624] (100ug) and [LC412624] (20ug) can be purchased separately from OriGene.



Anti-MEIS3 mouse monoclonal antibody ([TA800267]) immunofluorescent staining of COS7 cells transiently transfected by pCMV6-ENTRY MEIS3 ([RC206100]).



HEK293T cells transfected with either [RC206100] overexpress plasmid (Red) or empty vector control plasmid (Blue) were immunostained by anti-MEIS3 antibody ([TA800267]), and then analyzed by flow cytometry.