

Product datasheet for **TA800216AM**

RBPMS Mouse Monoclonal Antibody (Biotin conjugated) [Clone ID: OTI4H6]

Product data:

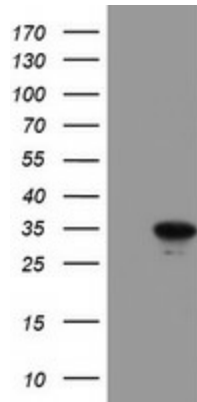
Product Type:	Primary Antibodies
Clone Name:	OTI4H6
Applications:	FC, WB
Recommended Dilution:	WB 1:500~2000, FLOW 1:100
Reactivity:	Human, Dog, Mouse, Rat
Host:	Mouse
Isotype:	IgG1
Clonality:	Monoclonal
Immunogen:	Full length human recombinant protein of human RBPMS (NP_001008712) produced in E.coli.
Concentration:	0.5 mg/ml
Purification:	Purified from mouse ascites fluids or tissue culture supernatant by affinity chromatography (protein A/G)
Conjugation:	Biotin
Storage:	Store at -20°C as received.
Stability:	Stable for 12 months from date of receipt.
Predicted Protein Size:	24.1 kDa
Gene Name:	RNA binding protein with multiple splicing
Database Link:	NP_001008712 Entrez Gene 475599 Dog Entrez Gene 11030 Human Q93062
Background:	This gene encodes a member of the RRM family of RNA-binding proteins. The RRM domain is between 80-100 amino acids in length and family members contain one to four copies of the domain. The RRM domain consists of two short stretches of conserved sequence called RNP1 and RNP2, as well as a few highly conserved hydrophobic residues. The protein encoded by this gene has a single, putative RRM domain in its N-terminus. Alternative splicing results in multiple transcript variants encoding different isoforms. [provided by RefSeq]
Synonyms:	HERMES



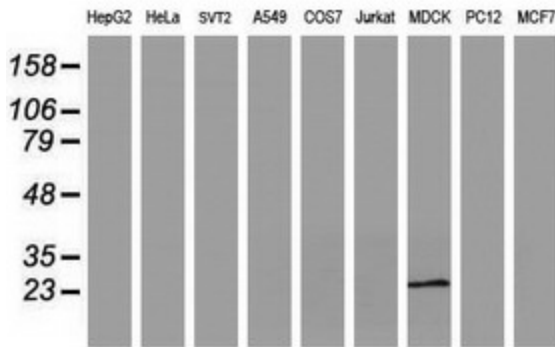
[View online »](#)

Protein Families: Stem cell - Pluripotency

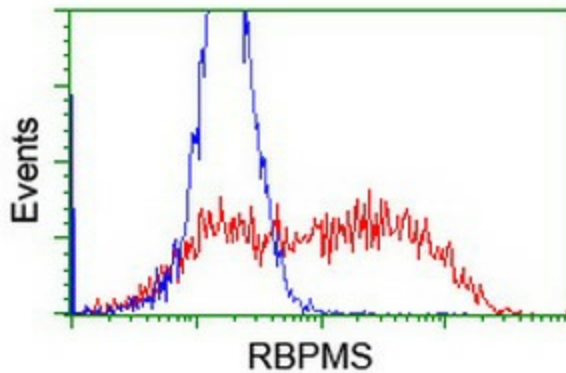
Product images:



HEK293T cells were transfected with the pCMV6-ENTRY control (Left lane) or pCMV6-ENTRY RBPM5 [RC200248], Right lane) cDNA for 48 hrs and lysed. Equivalent amounts of cell lysates (5 ug per lane) were separated by SDS-PAGE and immunoblotted with anti-RBPM5. Positive lysates [LY423359] (100ug) and [LC423359] (20ug) can be purchased separately from OriGene.



Western blot analysis of extracts (35ug) from 9 different cell lines by using anti-RBPM5 monoclonal antibody (HepG2: human; HeLa: human; SVT2: mouse; A549: human; COS7: monkey; Jurkat: human; MDCK: canine; PC12: rat; MCF7: human).



HEK293T cells transfected with either [RC200248] overexpress plasmid (Red) or empty vector control plasmid (Blue) were immunostained by anti-RBPM5 antibody ([TA800216]), and then analyzed by flow cytometry.