

## Product datasheet for **TA800195BM**

### Myoneurin (MYNN) Mouse Monoclonal Antibody (HRP conjugated) [Clone ID: OTI3B9]

#### Product data:


Product Type:	Primary Antibodies
Clone Name:	OTI3B9
Applications:	FC, WB
Recommended Dilution:	WB 1:2000, FLOW 1:100
Reactivity:	Human, Mouse, Rat
Host:	Mouse
Isotype:	IgG2b
Clonality:	Monoclonal
Immunogen:	Human recombinant protein fragment corresponding to amino acids 10-300 of human MYNN (NP_061127) produced in E.coli.
Formulation:	PBS (pH 7.3) containing 1% BSA, 50% glycerol.
Concentration:	0.5 mg/ml
Purification:	Purified from mouse ascites fluids or tissue culture supernatant by affinity chromatography (protein A/G)
Conjugation:	HRP
Storage:	Store at -20°C as received.
Stability:	Stable for 12 months from date of receipt.
Predicted Protein Size:	68.5 kDa
Gene Name:	myoneurin
Database Link:	<a href="#">NP_061127</a> <a href="#">Entrez Gene 80732 Mouse</a> <a href="#">Entrez Gene 361924 Rat</a> <a href="#">Entrez Gene 55892 Human</a> <a href="#">Q9NPC7</a>
Background:	This gene encodes a member of the BTB/POZ and zinc finger domain-containing protein family that are involved in the control of gene expression. Alternative splicing results in multiple transcript variants and a pseudogene has been identified on chromosome 14. [provided by RefSeq]
Synonyms:	OSZF; SBBIZ1; ZBTB31; ZNF902



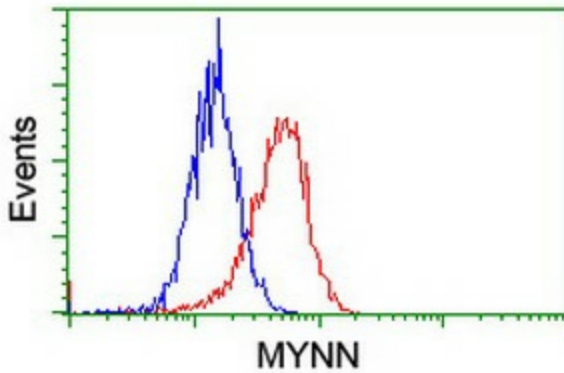
[View online »](#)

Protein Families: Transcription Factors

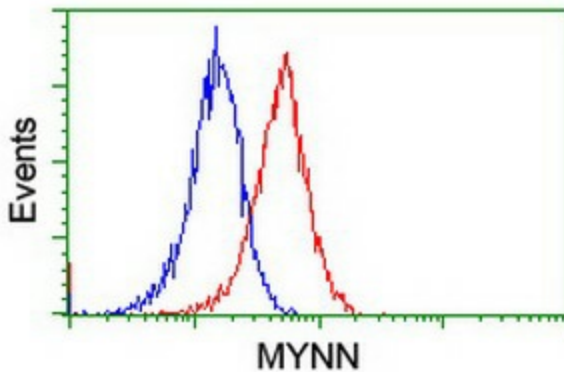
**Product images:**



HEK293T cells were transfected with the pCMV6-ENTRY control (Left lane) or pCMV6-ENTRY MYNN ([RC207080], Right lane) cDNA for 48 hrs and lysed. Equivalent amounts of cell lysates (5 ug per lane) were separated by SDS-PAGE and immunoblotted with anti-MYNN. Positive lysates [LY412964] (100ug) and [LC412964] (20ug) can be purchased separately from OriGene.



Flow cytometric Analysis of HeLa cells, using anti-MYNN antibody ([TA800195]), (Red), compared to a nonspecific negative control antibody (TA50011), (Blue).



Flow cytometric Analysis of Jurkat cells, using anti-MYNN antibody ([TA800195]), (Red), compared to a nonspecific negative control antibody (TA50011), (Blue).