

## Product datasheet for **TA800119S**

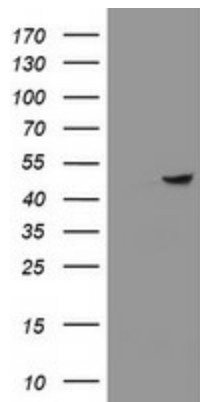
### ZNF365 Mouse Monoclonal Antibody [Clone ID: OTI6D1]

#### Product data:

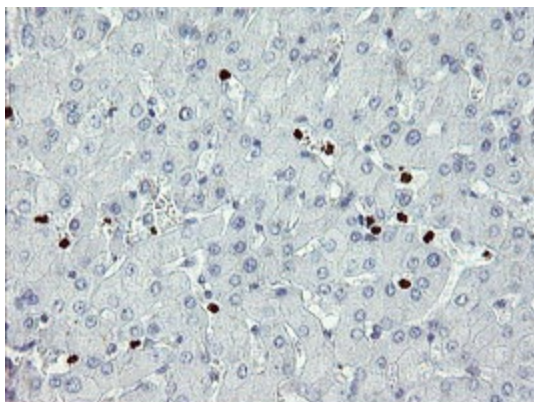
Product Type:	Primary Antibodies
Clone Name:	OTI6D1
Applications:	IHC, WB
Recommended Dilution:	WB 1:1000, IHC 1:150
Reactivity:	Human, Mouse, Rat
Host:	Mouse
Isotype:	IgG1
Clonality:	Monoclonal
Immunogen:	Human recombinant protein fragment corresponding to amino acids 108-407 of human ZNF365 (NP_055766) produced in E.coli.
Formulation:	PBS (pH 7.3) containing 1% BSA, 50% glycerol and 0.02% sodium azide.
Concentration:	1 mg/ml
Purification:	Purified from mouse ascites fluids or tissue culture supernatant by affinity chromatography (protein A/G)
Conjugation:	Unconjugated
Storage:	Store at -20°C as received.
Stability:	Stable for 12 months from date of receipt.
Predicted Protein Size:	46.4 kDa
Gene Name:	zinc finger protein 365
Database Link:	<a href="#">NP_055766</a> <a href="#">Entrez Gene 22891 Human</a> <a href="#">Q70YC4</a>
Background:	This gene encodes several isoforms which have different expression patterns and functions. Mutation in this gene is associated with uric acid nephrolithiasis (UAN). Alternatively spliced variants, encoding distinct proteins, have been identified. [provided by RefSeq]
Synonyms:	Su48; UAN; ZNF365D



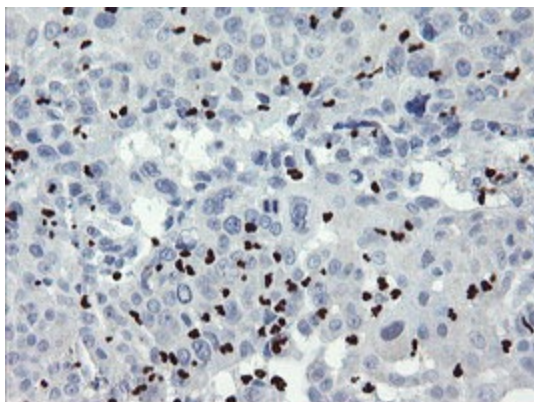
[View online »](#)

**Product images:**

HEK293T cells were transfected with the pCMV6-ENTRY control (Left lane) or pCMV6-ENTRY ZNF365 ([RC213123], Right lane) cDNA for 48 hrs and lysed. Equivalent amounts of cell lysates (5 ug per lane) were separated by SDS-PAGE and immunoblotted with anti-ZNF365. Positive lysates [LY414917] (100ug) and [LC414917] (20ug) can be purchased separately from OriGene.



Immunohistochemical staining of paraffin-embedded Human liver tissue within the normal limits using anti-ZNF365 mouse monoclonal antibody. (Heat-induced epitope retrieval by 10mM citric buffer, pH6.0, 100°C for 10min, [TA800119])



Immunohistochemical staining of paraffin-embedded Carcinoma of Human lung tissue using anti-ZNF365 mouse monoclonal antibody. (Heat-induced epitope retrieval by 10mM citric buffer, pH6.0, 100°C for 10min, [TA800119])