

Product datasheet for **TA800044M**

TRIM9 Mouse Monoclonal Antibody [Clone ID: OTI2D6]

Product data:

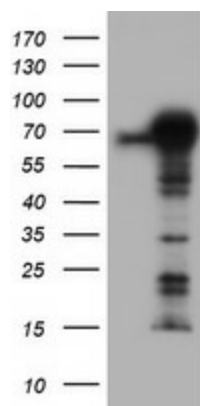
Product Type:	Primary Antibodies
Clone Name:	OTI2D6
Applications:	FC, IF, WB
Recommended Dilution:	WB 1:2000, IF 1:100, FLOW 1:100
Reactivity:	Human, Mouse, Rat
Host:	Mouse
Isotype:	IgG2b
Clonality:	Monoclonal
Immunogen:	Human recombinant protein fragment corresponding to amino acids 284-669 of human TRIM9 (NP_443210) produced in E.coli.
Formulation:	PBS (pH 7.3) containing 1% BSA, 50% glycerol and 0.02% sodium azide.
Concentration:	1 mg/ml
Purification:	Purified from mouse ascites fluids or tissue culture supernatant by affinity chromatography (protein A/G)
Conjugation:	Unconjugated
Storage:	Store at -20°C as received.
Stability:	Stable for 12 months from date of receipt.
Predicted Protein Size:	61.2 kDa
Gene Name:	tripartite motif containing 9
Database Link:	NP_443210 Entrez Gene 114088 Human Q9C026
Background:	The protein encoded by this gene is a member of the tripartite motif (TRIM) family. The TRIM motif includes three zinc-binding domains, a RING, a B-box type 1 and a B-box type 2, and a coiled-coil region. The protein localizes to cytoplasmic bodies. Its function has not been identified. Alternate splicing of this gene generates two transcript variants encoding different isoforms. [provided by RefSeq]


[View online »](#)

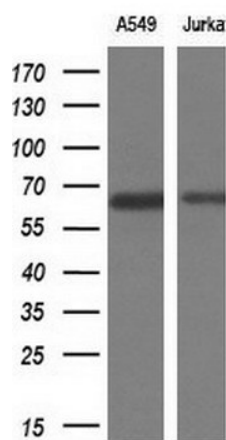
Synonyms: RNF91; SPRING

Protein Families: Druggable Genome

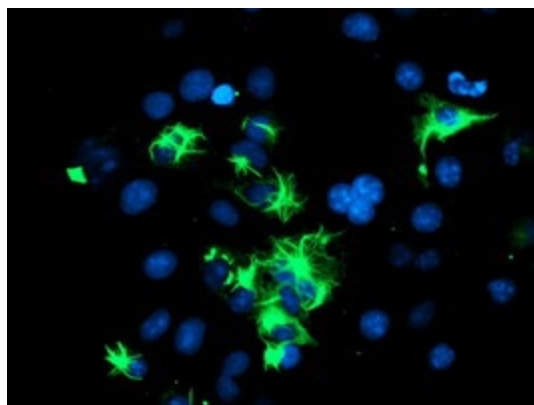
Product images:



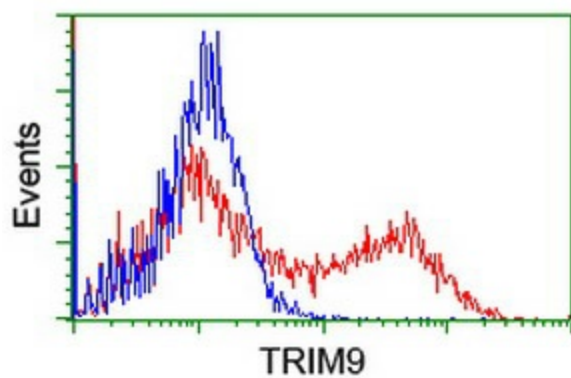
HEK293T cells were transfected with the pCMV6-ENTRY control (Cat# [PS100001], Left lane) or pCMV6-ENTRY TRIM9 (Cat# [RC201423], Right lane) cDNA for 48 hrs and lysed. Equivalent amounts of cell lysates (5 ug per lane) were separated by SDS-PAGE and immunoblotted with anti-TRIM9 (Cat# [TA800044]). Positive lysates [LY409342] (100ug) and [LC409342] (20ug) can be purchased separately from OriGene.



Western blot analysis of extracts (10ug) from 2 different cell lines by using anti-TRIM9 monoclonal antibody at 1:200 dilution.



Anti-TRIM9 mouse monoclonal antibody ([TA800044]) immunofluorescent staining of COS7 cells transiently transfected by pCMV6-ENTRY TRIM9 ([RC201423]).



HEK293T cells transfected with either [RC201423] overexpress plasmid (Red) or empty vector control plasmid (Blue) were immunostained by anti-TRIM9 antibody ([TA800044]), and then analyzed by flow cytometry.