

Product datasheet for **TA800026**

DPPA4 Mouse Monoclonal Antibody [Clone ID: OTI1C3]

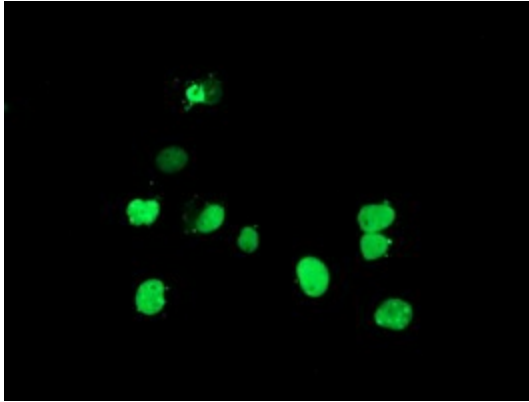
Product data:

Product Type:	Primary Antibodies
Clone Name:	OTI1C3
Applications:	IF, WB
Recommended Dilution:	WB 1:500~1000, IF 1:100
Reactivity:	Human
Host:	Mouse
Isotype:	IgG1
Clonality:	Monoclonal
Immunogen:	Human recombinant protein fragment corresponding to amino acids 9-254 of human DPPA4 (NP_060659) produced in E.coli.
Formulation:	PBS (pH 7.3) containing 1% BSA, 50% glycerol and 0.02% sodium azide.
Concentration:	1 mg/ml
Purification:	Purified from mouse ascites fluids or tissue culture supernatant by affinity chromatography (protein A/G)
Conjugation:	Unconjugated
Storage:	Store at -20°C as received.
Stability:	Stable for 12 months from date of receipt.
Predicted Protein Size:	33.4 kDa
Gene Name:	developmental pluripotency associated 4
Database Link:	NP_060659 Entrez Gene 55211 Human Q7L190
Synonyms:	2410091M23Rik

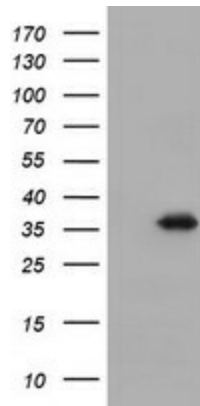


[View online »](#)

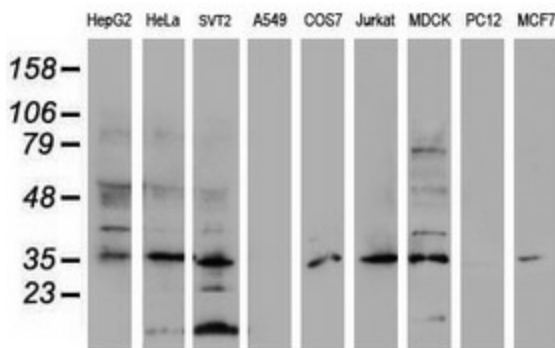
Product images:



Anti-DPPA4 mouse monoclonal antibody (TA800026) immunofluorescent staining of COS7 cells transiently transfected by pCMV6-ENTRY DPPA4 ([RC205999]).



HEK293T cells were transfected with the pCMV6-ENTRY control (Cat# [PS100001], Left lane) or pCMV6-ENTRY DPPA4 (Cat# [RC205999], Right lane) cDNA for 48 hrs and lysed. Equivalent amounts of cell lysates (5 ug per lane) were separated by SDS-PAGE and immunoblotted with anti-DPPA4(Cat# TA800026). Positive lysates [LY413234] (100ug) and [LC413234] (20ug) can be purchased separately from OriGene.



Western blot analysis of extracts (35ug) from 9 different cell lines by using anti-DPPA4 monoclonal antibody (HepG2: human; HeLa: human; SVT2: mouse; A549: human; COS7: monkey; Jurkat: human; MDCK: canine; PC12: rat; MCF7: human).