

Product datasheet for **TA700515**

Cardiac Troponin I (TNNI3) Biotinylated Mouse Monoclonal Detection Antibody (Biotin conjugated) [Clone ID: TPC110]

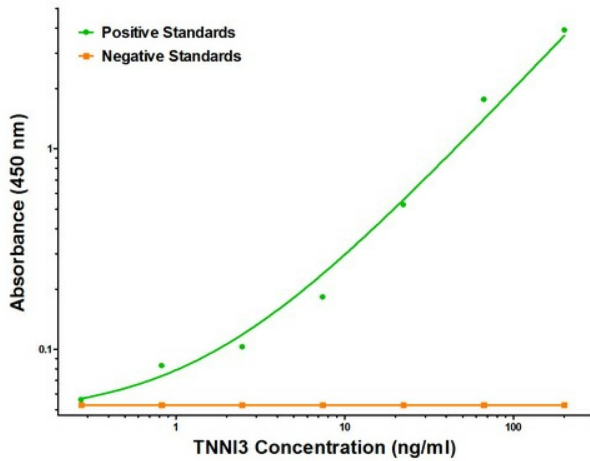
Product data:

Product Type:	Primary Antibodies
Clone Name:	TPC110
Applications:	ELISA
Recommended Dilution:	ELISA 1:250-1:1000
Reactivity:	Human, Mouse, Rat
Host:	Mouse
Isotype:	IgG1
Clonality:	Monoclonal
Immunogen:	Full length human recombinant protein of human TNNI3 (NM_000363) produced in HEK293T cell.
Formulation:	Stored in PBS (pH 7.4) with 0.05% sodium azide, 10mg/ml BSA, 50% glycerol
Concentration:	0.5 mg/ml
Conjugation:	Biotin
Storage:	Store at -20°C as received.
Stability:	Stable for 12 months from date of receipt.
Gene Name:	troponin I3, cardiac type
Database Link:	NP_000354 Entrez Gene 21954 Mouse Entrez Gene 29248 Rat Entrez Gene 7137 Human P19429
Synonyms:	CMD1FF; CMD2A; CMH7; cTni; RCM1; TNNC1
Matched ELISA Pair:	TA600515, TA600516
Protein Families:	Druggable Genome, ES Cell Differentiation/IPS, Stem cell - Pluripotency
Protein Pathways:	Cardiac muscle contraction, Dilated cardiomyopathy, Hypertrophic cardiomyopathy (HCM)

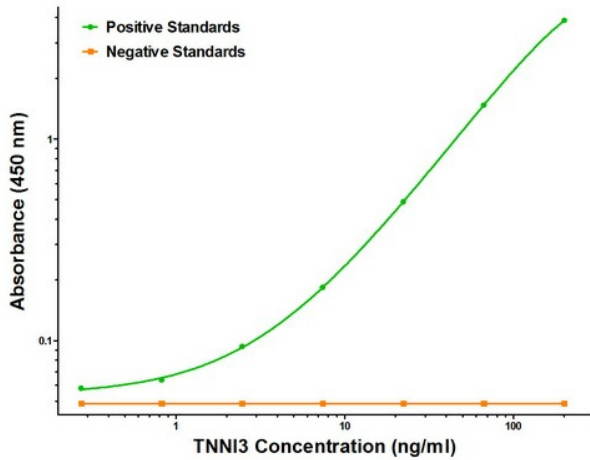


[View online »](#)

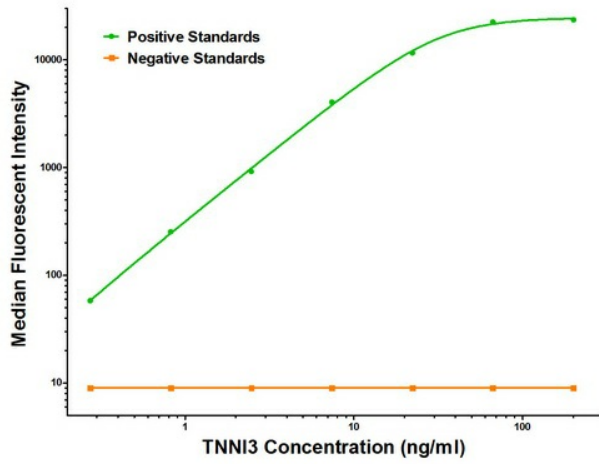
Product images:



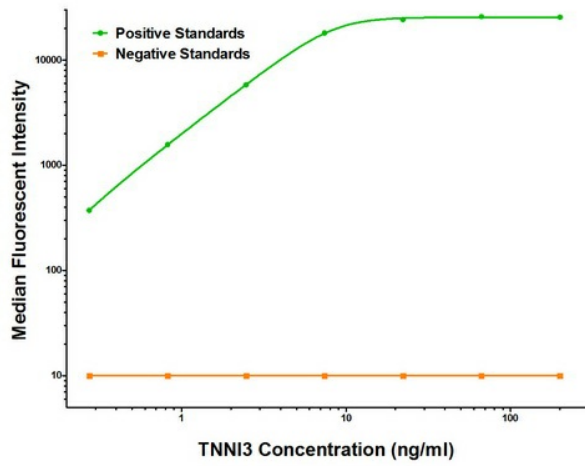
TNNI3 ELISA with 4A3 Capture ([TA600515]) and TPC110 Detection (TA700515) Antibodies. Substrate used: Recombinant Human TNNI3 ([TP314740])



TNNI3 ELISA with 4E5 Capture ([TA600516]) and TPC110 Detection (TA700515) Antibodies. Substrate used: Recombinant Human TNNI3 ([TP314740])



TNNI3 Luminex with 4A3 Capture ([TA600515]) and TPC110 Detection (TA700515) Antibodies. Substrate used: Recombinant Human TNNI3 ([TP314740])



TNNI3 Luminex with 4E5 Capture ([TA600516]) and TPC110 Detection (TA700515) Antibodies. Substrate used: Recombinant Human TNNI3 ([TP314740])