

Product datasheet for **TA700176**

ERG Biotinylated Mouse Monoclonal Detection Antibody (Biotin conjugated) [Clone ID: OTI5F12]

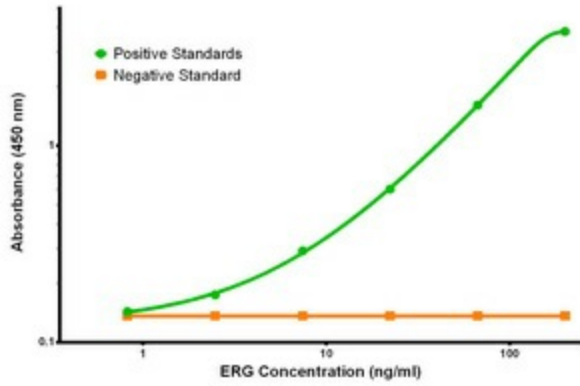
Product data:

Product Type:	Primary Antibodies
Clone Name:	OTI5F12
Applications:	ELISA, LMNX
Recommended Dilution:	1:250 - 1:1000
Reactivity:	Human, Mouse, Rat
Host:	Mouse
Isotype:	IgG1
Clonality:	Monoclonal
Immunogen:	Full length human recombinant protein of human ERG(NP_891548) produced in HEK293T cell.
Formulation:	Stored in PBS (pH 7.4) with 0.05% sodium azide, 10mg/ml BSA, 50% glycerol
Concentration:	0.5 mg/ml
Conjugation:	Biotin
Storage:	Store at -20°C as received.
Stability:	Stable for 12 months from date of receipt.
Gene Name:	ETS transcription factor ERG
Database Link:	NP_891548 Entrez Gene 13876 MouseEntrez Gene 170909 RatEntrez Gene 2078 Human P11308
Synonyms:	erg-3; p55
Matched ELISA Pair:	TA600176, TA600177
Protein Families:	Druggable Genome, Transcription Factors

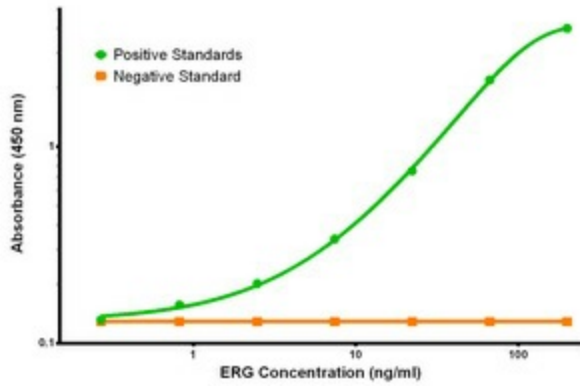


[View online »](#)

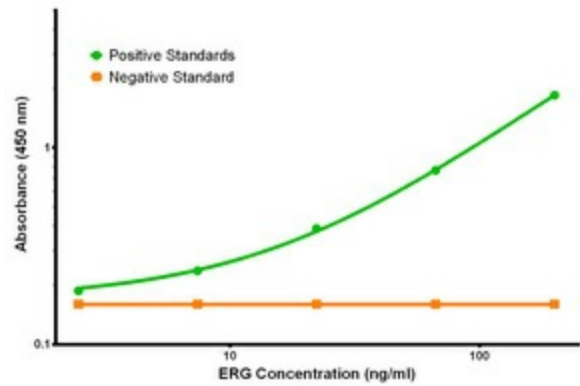
Product images:



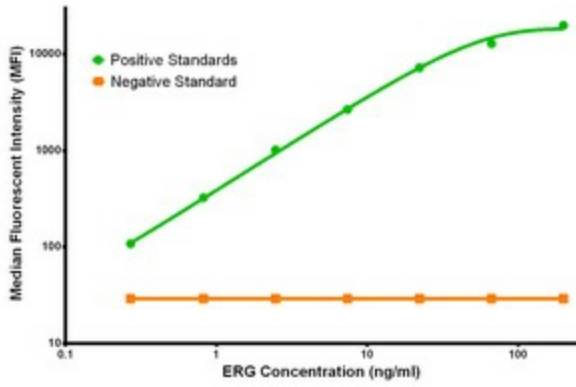
ERG Elisa with 2G8 Capture ([TA600176]) and 5F12 Detection (TA700176) Antibodies. Substrate used: Recombinant Human ERG ([TP308093])



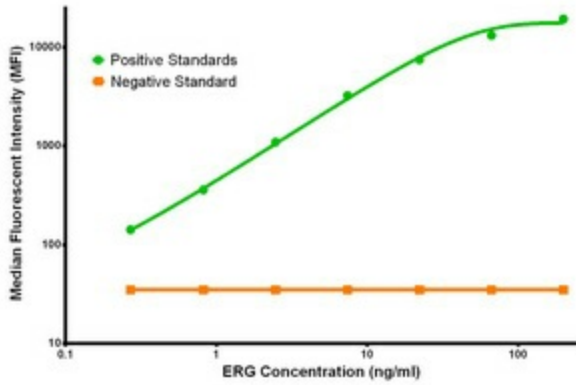
ERG Elisa with 8A9 Capture ([TA600177]) and 5F12 Detection (TA700176) Antibodies. Substrate used: Recombinant Human ERG ([TP308093])



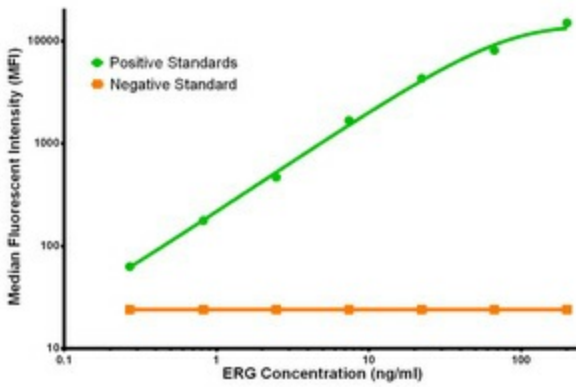
ERG Elisa with 5D10 Capture ([TA600178]) and 5F12 Detection (TA700176) Antibodies. Substrate used: Recombinant Human ERG ([TP308093])



ERG Luminex Elisa with 2G8 Capture ([TA600176]) and 5F12 Detection (TA700176) Antibodies. Substrate used: Recombinant Human ERG ([TP308093])



ERG Luminex Elisa with 8A9 Capture ([TA600177]) and 5F12 Detection (TA700176) Antibodies. Substrate used: Recombinant Human ERG ([TP308093])



ERG Luminex Elisa with 5D10 Capture ([TA600178]) and 5F12 Detection (TA700176) Antibodies. Substrate used: Recombinant Human ERG ([TP308093])