

Product datasheet for **TA700104**

ID3 Biotinylated Mouse Monoclonal Detection Antibody (Biotin conjugated) [Clone ID: OTI5C7]

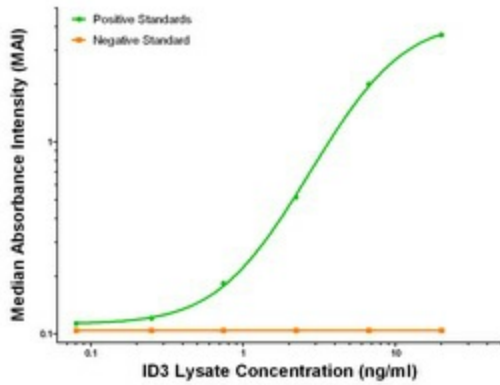
Product data:

Product Type:	Primary Antibodies
Clone Name:	OTI5C7
Applications:	ELISA, LMNX
Recommended Dilution:	1:250 - 1:1000
Reactivity:	Human, Mouse, Rat
Host:	Mouse
Isotype:	IgG1
Clonality:	Monoclonal
Immunogen:	Full length human recombinant protein of human ID3 (NM_002167) produced in HEK293T cell.
Formulation:	Stored in PBS (pH 7.4) with 0.05% sodium azide, 10mg/ml BSA, 50% glycerol
Concentration:	0.5 mg/ml
Conjugation:	Biotin
Storage:	Store at -20°C as received.
Stability:	Stable for 12 months from date of receipt.
Gene Name:	inhibitor of DNA binding 3, HLH protein
Database Link:	NP_002158 Entrez Gene 3399 Human Q02535
Synonyms:	bHLHb25; HEIR-1
Matched ELISA Pair:	TA600103, TA600104
Protein Families:	Druggable Genome, ES Cell Differentiation/IPS, Transcription Factors
Protein Pathways:	TGF-beta signaling pathway

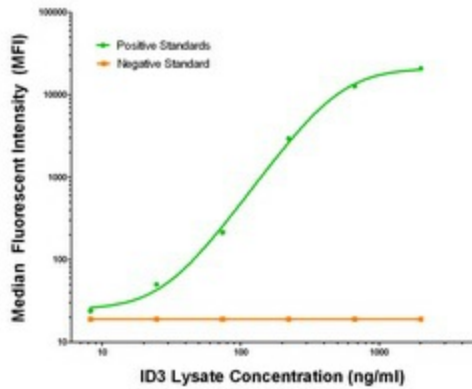


[View online »](#)

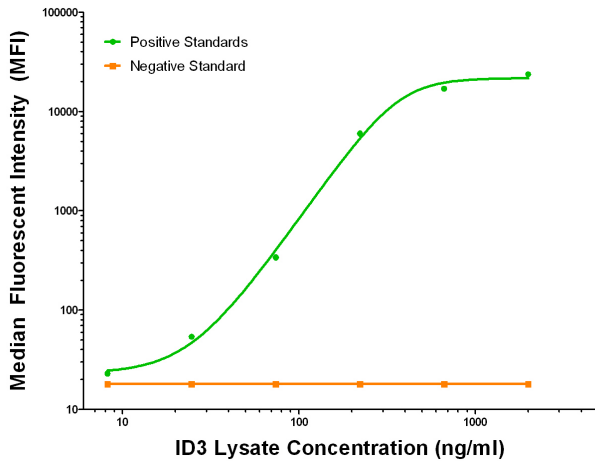
Product images:



ID3 ELISA with 15F4 Capture ([TA600104]) and 5C7 Detection (TA700104) Antibodies. Substrate used: Recombinant Human ID3 ([TP300583])



ID3 Luminex with 15F4 Capture ([TA600104]) and 5C7 Detection (TA700104) Antibodies. Substrate used: Recombinant Human ID3 ([TP300583])



ID3 Luminex with 15E3 Capture ([TA600103]) and 5C7 Detection (TA700104) Antibodies. Substrate used: Recombinant Human ID3 ([TP300583])