

Product datasheet for **TA700084**

Factor XIIIa (F13A1) Biotinylated Mouse Monoclonal Detection Antibody (Biotin conjugated) [Clone ID: OT1E9]

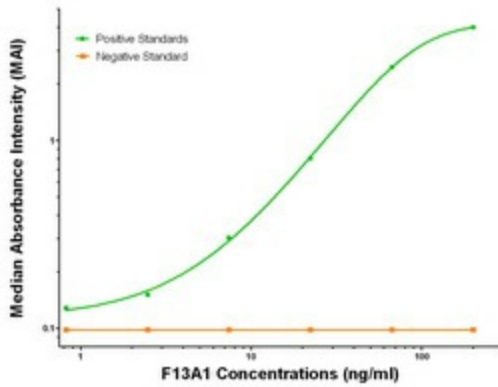
Product data:

Product Type:	Primary Antibodies
Clone Name:	OT1E9
Applications:	ELISA, LMNX
Recommended Dilution:	1:250 - 1:1000
Reactivity:	Human, Mouse, Rat
Host:	Mouse
Isotype:	IgG1
Clonality:	Monoclonal
Immunogen:	Full length human recombinant protein of human F13A1 (NM_000129) produced in HEK293T cell.
Formulation:	Stored in PBS (pH 7.4) with 0.05% sodium azide, 10mg/ml BSA, 50% glycerol
Concentration:	0.5 mg/ml
Conjugation:	Biotin
Storage:	Store at -20°C as received.
Stability:	Stable for 12 months from date of receipt.
Gene Name:	coagulation factor XIII A chain
Database Link:	NP_000120 Entrez Gene 60327 Rat Entrez Gene 74145 Mouse Entrez Gene 2162 Human P00488
Synonyms:	F13A
Matched ELISA Pair:	TA600088, TA600089
Protein Families:	Druggable Genome, Secreted Protein
Protein Pathways:	Complement and coagulation cascades

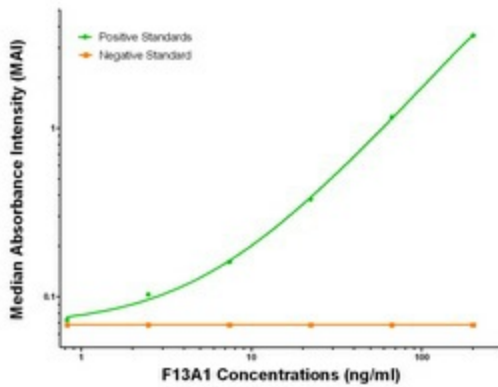


[View online »](#)

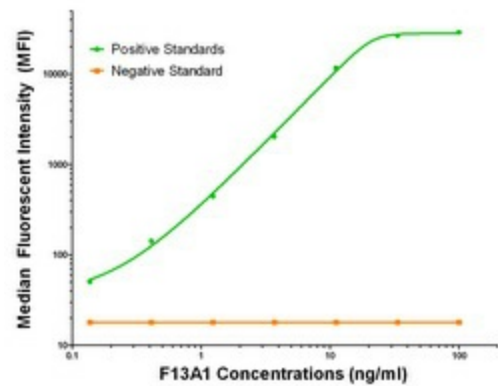
Product images:



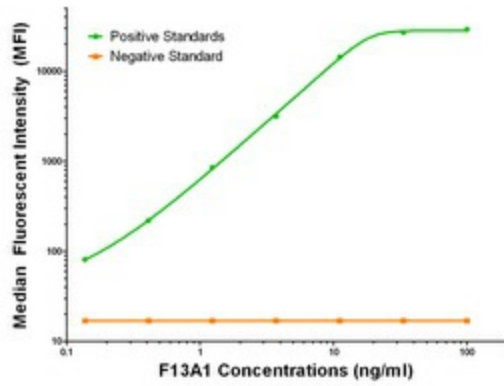
F13A1 ELISA with 4D2 Capture ([TA600089]) and 1E9 Detection (TA700084) Antibodies. Substrate used: Recombinant Human F13A1 ([TP306464])



F13A1 ELISA with 3G12 Capture ([TA600088]) and 1E9 Detection (TA700084) Antibodies. Substrate used: Recombinant Human F13A1 ([TP306464])



F13A1 Luminex with 4D2 Capture ([TA600089]) and 1E9 Detection (TA700084) Antibodies. Substrate used: Recombinant Human F13A1 ([TP306464])



F13A1 Luminex with 3G12 Capture ([TA600088]) and 1E9 Detection (TA700084) Antibodies. Substrate used: Recombinant Human F13A1 ([TP306464])