

Product datasheet for **TA700067**

MEF2C Biotinylated Mouse Monoclonal Detection Antibody (Biotin conjugated) [Clone ID: OTI4G8]

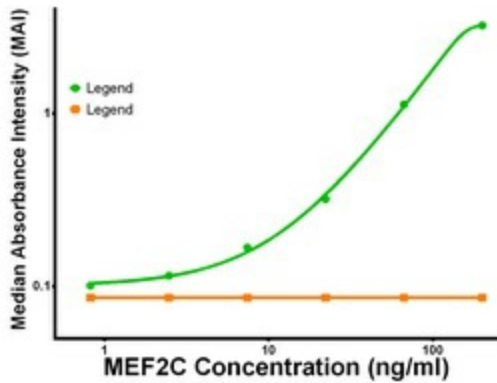
Product data:

Product Type:	Primary Antibodies
Clone Name:	OTI4G8
Applications:	ELISA, LMNX
Recommended Dilution:	1:250 - 1:1000
Reactivity:	Human, Mouse, Rat
Host:	Mouse
Isotype:	IgG1
Clonality:	Monoclonal
Immunogen:	Full length human recombinant protein of human MEF2C (NP_002388) produced in HEK293T cell
Formulation:	Stored in PBS (pH 7.4) with 0.05% sodium azide, 10mg/ml BSA, 50% glycerol
Concentration:	0.5 mg/ml
Conjugation:	Biotin
Storage:	Store at -20°C as received.
Stability:	Stable for 12 months from date of receipt.
Gene Name:	myocyte enhancer factor 2C
Database Link:	NP_002388 Entrez Gene 17260 MouseEntrez Gene 499497 RatEntrez Gene 4208 Human Q06413
Synonyms:	C5DELq14.3; DEL5q14.3
Matched ELISA Pair:	TA600065
Protein Families:	Transcription Factors
Protein Pathways:	MAPK signaling pathway

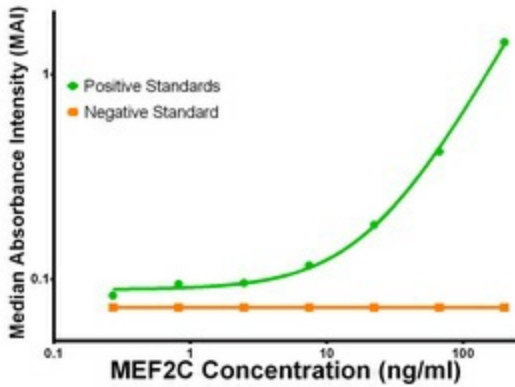


[View online »](#)

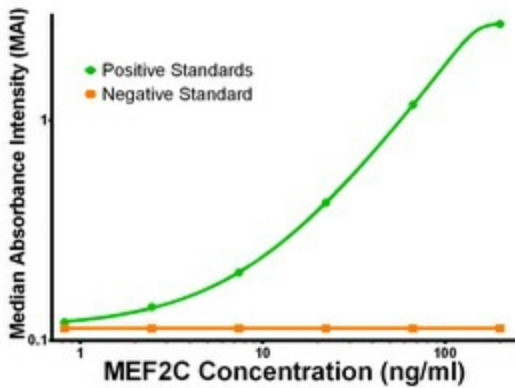
Product images:



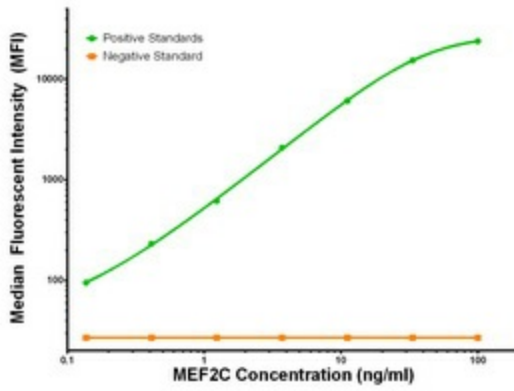
MEF2C ELISA with 1D1 Capture ([TA600066]) and 4G8 Detection (TA700067) Antibodies. Substrate used: Recombinant Human MEF2C ([TP320584])



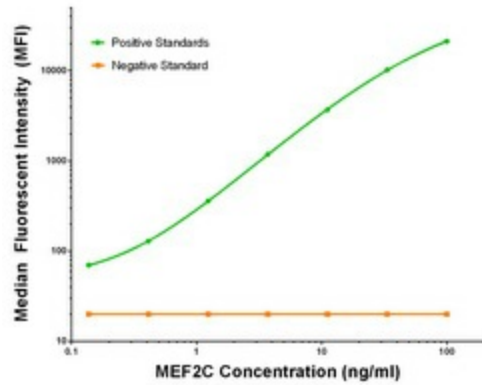
MEF2C ELISA with 2B12 Capture ([TA600067]) and 4G8 Detection (TA700067) Antibodies. Substrate used: Recombinant Human MEF2C ([TP320584])



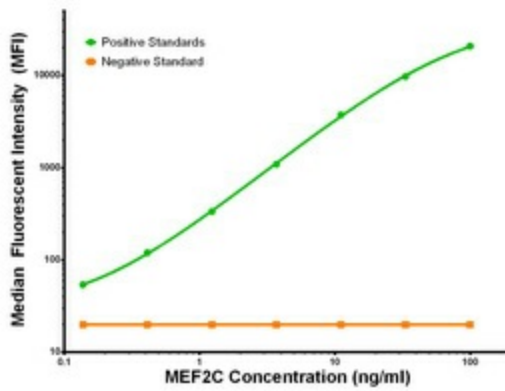
MEF2C ELISA with 1B6 Capture ([TA600065]) and 4G8 Detection (TA700067) Antibodies. Substrate used: Recombinant Human MEF2C ([TP320584])



MEF2C Luminex with 1D1 Capture ([TA600066]) and 4G8 Detection (TA700067) Antibodies. Substrate used: Recombinant Human MEF2C ([TP320584])



MEF2C Luminex with 2B12 Capture ([TA600067]) and 4G8 Detection (TA700067) Antibodies. Substrate used: Recombinant Human MEF2C ([TP317702])



MEF2C Luminex with 1B6 Capture ([TA600065]) and 4G8 Detection (TA700067) Antibodies. Substrate used: Recombinant Human MEF2C ([TP317702])