

Product datasheet for **TA592131M**

HNF1-Beta(HNF1B) Rabbit Monoclonal Antibody [Clone ID: OTIR4F6]

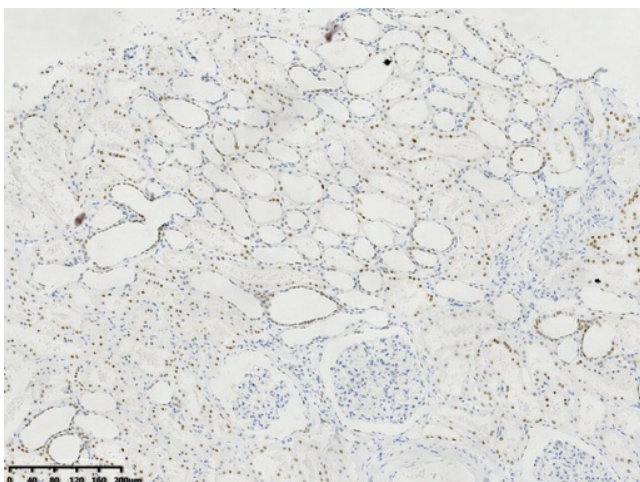
Product data:

Product Type:	Primary Antibodies
Clone Name:	OTIR4F6
Applications:	IHC
Recommended Dilution:	IHC 1:3000
Host:	Rabbit
Isotype:	IgG
Clonality:	Monoclonal
Immunogen:	Human recombinant protein fragment corresponding to the N-terminus of human HNF1-Beta(HNF1B) (NP_000449) produced in E.coli.
Formulation:	PBS (pH 7.3) containing 1% BSA, 50% glycerol and 0.02% sodium azide.
Concentration:	1 mg/ml
Purification:	Purified from mouse ascites fluids or tissue culture supernatant by affinity chromatography (protein A/G)
Conjugation:	Unconjugated
Storage:	Shipped at -20°C or with ice packs, Upon delivery store at -20°C. Dilute in PBS(pH7.3) if necessary. Stable for 12 months from date of receipt. Avoid repeated freeze-thaws.

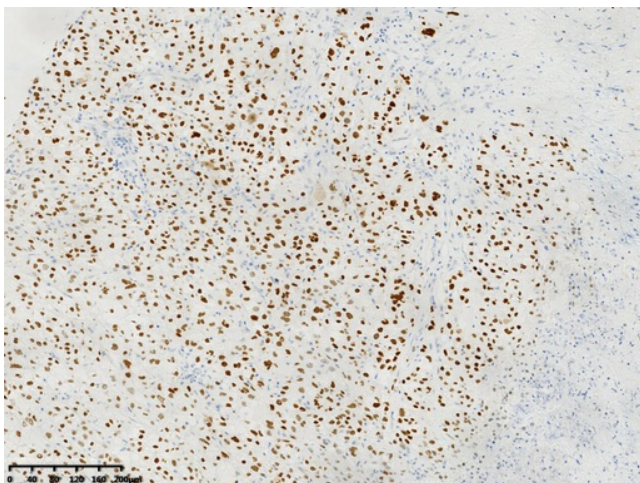


[View online »](#)

Product images:



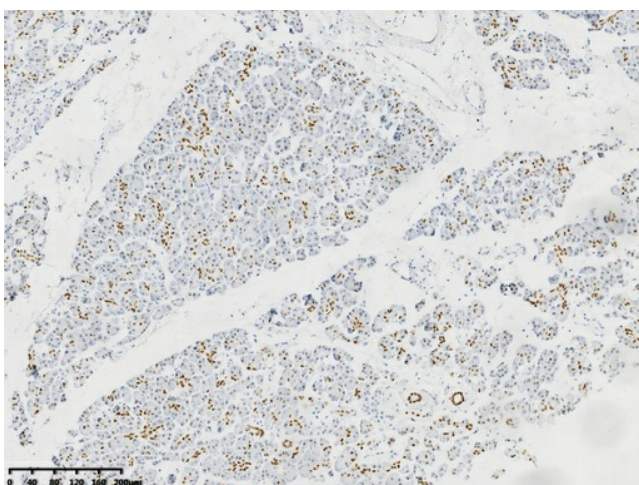
Immunohistochemical staining of paraffin-embedded Human kidney tissue within the normal limits using anti-Beta (HNF1B) rabbit monoclonal antibody. Heat-induced epitope retrieval by EDTA solution buffer pH 8.0 at 120°C for 3 min.



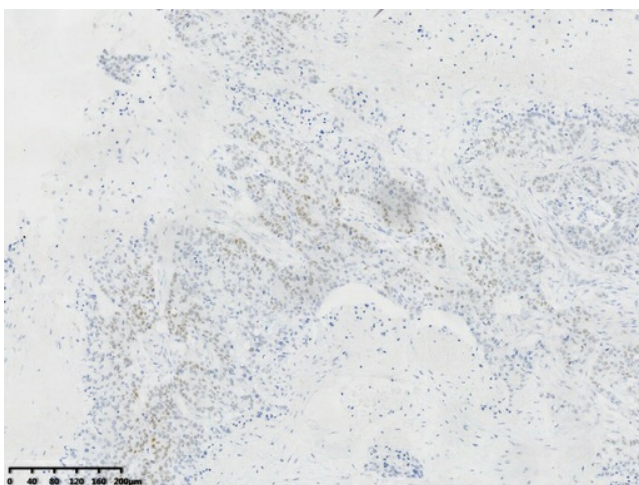
Immunohistochemical staining of paraffin-embedded Carcinoma of Human kidney tissue using anti-Beta (HNF1B) rabbit monoclonal antibody. Heat-induced epitope retrieval by EDTA solution buffer pH 8.0 at 120°C for 3 min.



Immunohistochemical staining of paraffin-embedded Human liver tissue within the normal limits using anti-Beta (HNF1B) rabbit monoclonal antibody. Heat-induced epitope retrieval by EDTA solution buffer pH 8.0 at 120°C for 3 min.



Immunohistochemical staining of paraffin-embedded Human pancreas tissue within the normal limits using anti-Beta (HNF1B) rabbit monoclonal antibody. Heat-induced epitope retrieval by EDTA solution buffer pH 8.0 at 120°C for 3 min.



Immunohistochemical staining of paraffin-embedded Human gastric carcinoma using anti-Beta (HNF1B) rabbit monoclonal antibody. Heat-induced epitope retrieval by EDTA solution buffer pH 8.0 at 120°C for 3 min.