

Product datasheet for **TA507395BM**

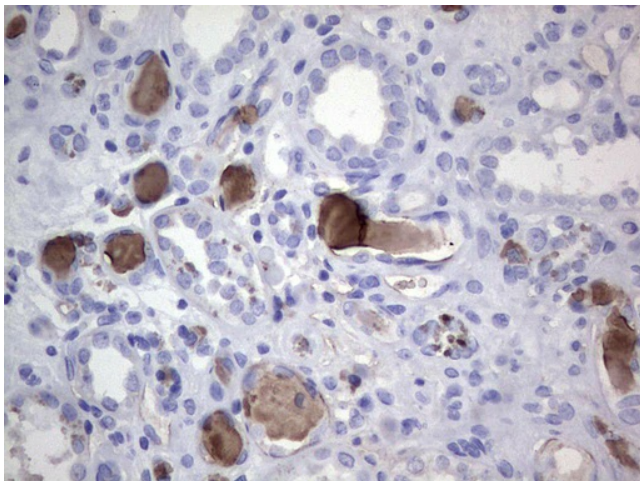
FAIM3 (FCMR) Mouse Monoclonal Antibody (HRP conjugated) [Clone ID: OTI1E6]

Product data:

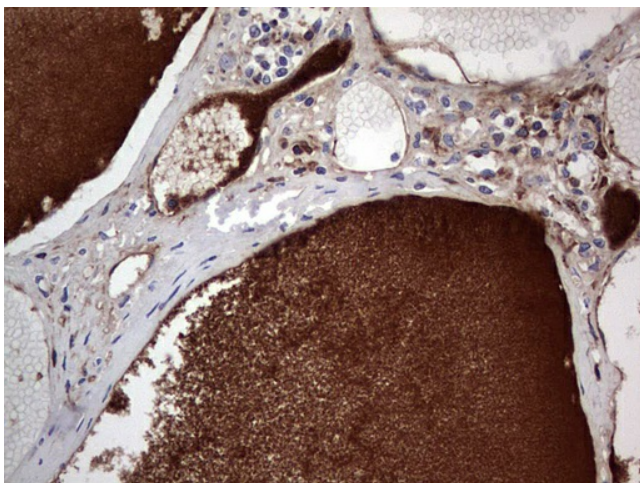
Product Type:	Primary Antibodies
Clone Name:	OTI1E6
Applications:	IHC
Recommended Dilution:	IHC 1:150
Reactivity:	Human
Host:	Mouse
Isotype:	IgG1
Clonality:	Monoclonal
Immunogen:	Full length human recombinant protein of human FAIM3 (NP_005440) produced in HEK293 Cells.
Formulation:	PBS (pH 7.3) containing 1% BSA, 50% glycerol.
Concentration:	0.5 mg/ml
Purification:	Purified from mouse ascites fluids or tissue culture supernatant by affinity chromatography (protein A/G)
Conjugation:	HRP
Storage:	Store at -20°C as received.
Stability:	Stable for 12 months from date of receipt.
Predicted Protein Size:	43 kDa
Gene Name:	Fc fragment of IgM receptor
Database Link:	NP_005440 Entrez Gene 9214 Human O60667
Synonyms:	FAIM3; TOSO
Protein Families:	Druggable Genome, Transmembrane



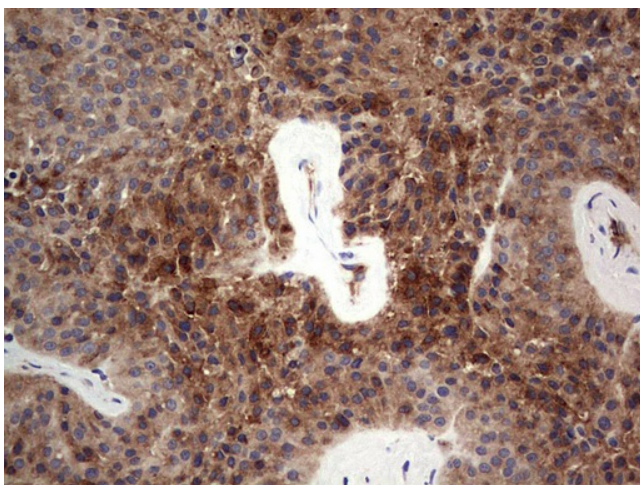
[View online »](#)

Product images:

Immunohistochemical staining of paraffin-embedded Human Kidney tissue within the normal limits using anti-FAIM3 mouse monoclonal antibody. (Heat-induced epitope retrieval by 1mM EDTA in 10mM Tris, pH8.5, 120°C for 3min, [TA507395])



Immunohistochemical staining of paraffin-embedded Human thyroid tissue within the normal limits using anti-FAIM3 mouse monoclonal antibody. (Heat-induced epitope retrieval by 1mM EDTA in 10mM Tris, pH8.5, 120°C for 3min, [TA507395])



Immunohistochemical staining of paraffin-embedded Carcinoma of Human thyroid tissue using anti-FAIM3 mouse monoclonal antibody. (Heat-induced epitope retrieval by 1mM EDTA in 10mM Tris, pH8.5, 120°C for 3min, [TA507395])