

Product datasheet for **TA507188**

SCARB1 Mouse Monoclonal Antibody [Clone ID: OTI1E1]

Product data:

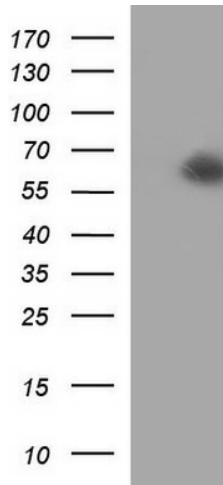
Product Type:	Primary Antibodies
Clone Name:	OTI1E1
Applications:	IF, WB
Recommended Dilution:	WB 1:200~4000, IF 1:100
Reactivity:	Human
Host:	Mouse
Isotype:	IgG2b
Clonality:	Monoclonal
Immunogen:	Full length human recombinant protein of human SCARB1(NP_005496) produced in HEK293T cell.
Formulation:	PBS (pH 7.3) containing 1% BSA, 50% glycerol and 0.02% sodium azide.
Concentration:	1 mg/ml
Purification:	Purified from mouse ascites fluids or tissue culture supernatant by affinity chromatography (protein A/G)
Conjugation:	Unconjugated
Storage:	Store at -20°C as received.
Stability:	Stable for 12 months from date of receipt.
Predicted Protein Size:	56.8 kDa
Gene Name:	scavenger receptor class B member 1
Database Link:	NP_005496 Entrez Gene 949 Human Q8WTV0
Background:	The protein encoded by this gene is a plasma membrane receptor for high density lipoprotein cholesterol (HDL). The encoded protein mediates cholesterol transfer to and from HDL. In addition, this protein is a receptor for hepatitis C virus glycoprotein E2. Two transcript variants encoding different isoforms have been found for this gene. [provided by RefSeq, Mar 2016]
Synonyms:	CD36L1; CLA-1; CLA1; HDLQTL6; SR-BI; SRB1



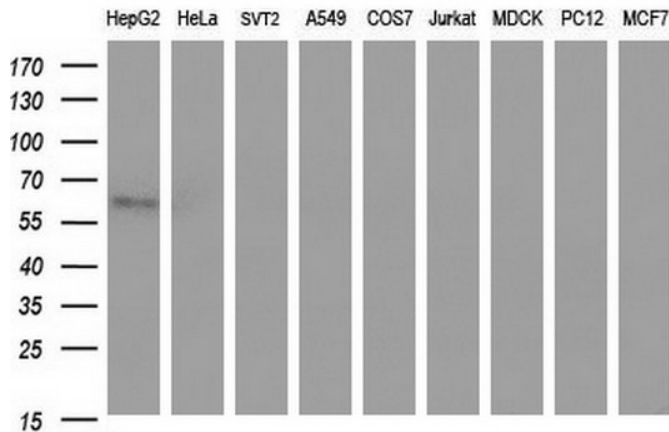
[View online »](#)

Protein Families: Druggable Genome, Transmembrane

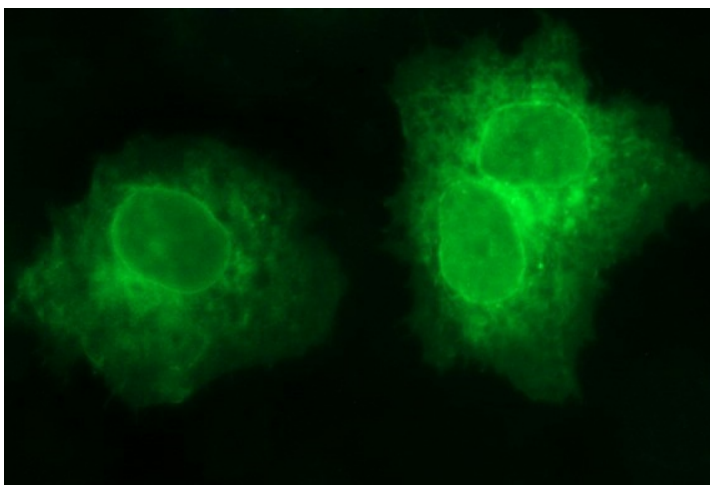
Product images:



HEK293T cells were transfected with the pCMV6-ENTRY control (Left lane) or pCMV6-ENTRY SCARB1 ([RC210264], Right lane) cDNA for 48 hrs and lysed. Equivalent amounts of cell lysates (5 ug per lane) were separated by SDS-PAGE and immunoblotted with anti-SCARB1. Positive lysates [LY401684] (100ug) and [LC401684] (20ug) can be purchased separately from OriGene.



Western blot analysis of extracts (35ug) from 9 different cell lines by using anti-SCARB1 monoclonal antibody (HepG2: human; HeLa: human; SVT2: mouse; A549: human; COS7: monkey; Jurkat: human; MDCK: canine; PC12: rat; MCF7: human).



Anti-SCARB1 mouse monoclonal antibody (TA507188) immunofluorescent staining of COS7 cells transiently transfected by pCMV6-ENTRY SCARB1 ([RC210264]).