

## Product datasheet for **TA507140AM**

### **Apolipoprotein A V (APOA5) Mouse Monoclonal Antibody (Biotin conjugated) [Clone ID: OT1A1]**

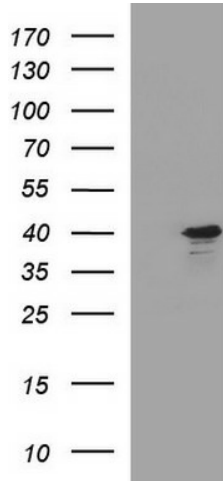
#### **Product data:**

Product Type:	Primary Antibodies
Clone Name:	OT1A1
Applications:	IHC, WB
Recommended Dilution:	WB 1:4000, IHC 1:150
Reactivity:	Human
Host:	Mouse
Isotype:	IgG1
Clonality:	Monoclonal
Immunogen:	Full length human recombinant protein of human APOA5(NP_443200) produced in HEK293T cell.
Formulation:	PBS (pH 7.3) containing 1% BSA, 50% glycerol and 0.02% sodium azide.
Concentration:	0.5 mg/ml
Purification:	Purified from mouse ascites fluids or tissue culture supernatant by affinity chromatography (protein A/G)
Conjugation:	Biotin
Storage:	Store at -20°C as received.
Stability:	Stable for 12 months from date of receipt.
Predicted Protein Size:	38.9 kDa
Gene Name:	apolipoprotein A5
Database Link:	<a href="#">NP_443200</a> <a href="#">Entrez Gene 116519 Human</a> <a href="#">Q6Q788</a>
Synonyms:	APOAV; RAP3
Protein Families:	Druggable Genome, Secreted Protein
Protein Pathways:	PPAR signaling pathway

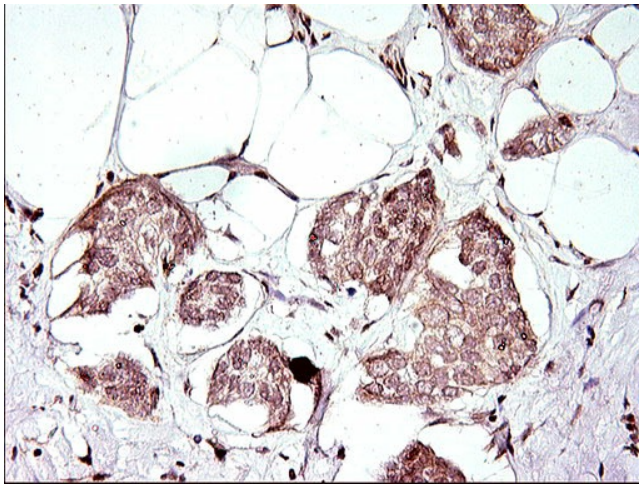


[View online »](#)

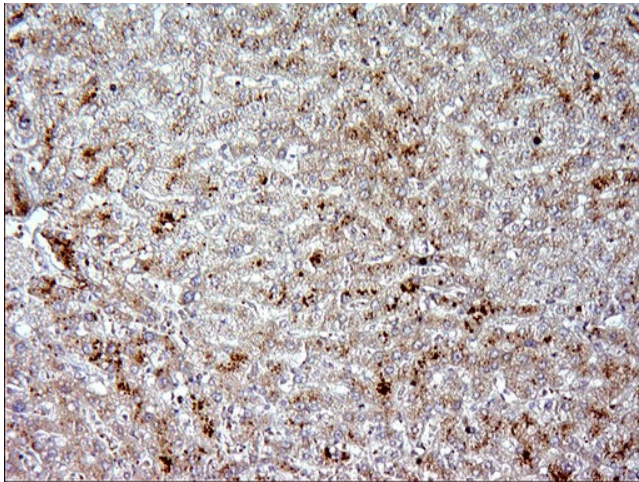
**Product images:**



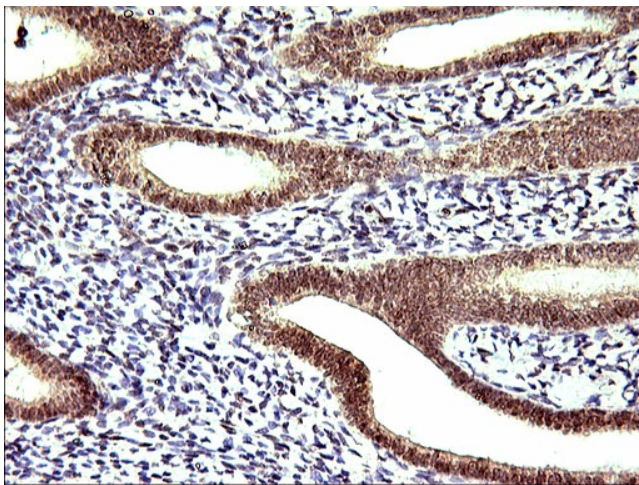
HEK293T cells were transfected with the pCMV6-ENTRY control (Left lane) or pCMV6-ENTRY APOA5 ([RC211023], Right lane) cDNA for 48 hrs and lysed. Equivalent amounts of cell lysates (5 ug per lane) were separated by SDS-PAGE and immunoblotted with anti-APOA5. Positive lysates [LY403279] (100ug) and [LC403279] (20ug) can be purchased separately from OriGene.



Immunohistochemical staining of paraffin-embedded Adenocarcinoma of Human breast tissue using anti-APOA5 mouse monoclonal antibody. (Heat-induced epitope retrieval by 1mM EDTA in 10mM Tris, pH8.5, 120°C for 3min, [TA507140])



Immunohistochemical staining of paraffin-embedded Human liver tissue within the normal limits using anti-APOA5 mouse monoclonal antibody. (Heat-induced epitope retrieval by 1mM EDTA in 10mM Tris, pH8.5, 120°C for 3min, [TA507140])



Immunohistochemical staining of paraffin-embedded Human endometrium tissue within the normal limits using anti-APOA5 mouse monoclonal antibody. (Heat-induced epitope retrieval by 1mM EDTA in 10mM Tris, pH8.5, 120°C for 3min, [TA507140])