

Product datasheet for **TA507049S**

CHAC1 Mouse Monoclonal Antibody [Clone ID: OTI4A11]


Product data:

Product Type:	Primary Antibodies
Clone Name:	OTI4A11
Applications:	IF, WB
Recommended Dilution:	WB 1:4000
Reactivity:	Human, Mouse, Rat
Host:	Mouse
Isotype:	IgG1
Clonality:	Monoclonal
Immunogen:	Full length human recombinant protein of human CHAC1(NP_077016) produced in HEK293T cell.
Formulation:	PBS (pH 7.3) containing 1% BSA, 50% glycerol and 0.02% sodium azide.
Concentration:	1 mg/ml
Purification:	Purified from mouse ascites fluids or tissue culture supernatant by affinity chromatography (protein A/G)
Conjugation:	Unconjugated
Storage:	Store at -20°C as received.
Stability:	Stable for 12 months from date of receipt.
Predicted Protein Size:	24.2 kDa
Gene Name:	ChaC glutathione specific gamma-glutamylcyclotransferase 1
Database Link:	NP_077016 Entrez Gene 79094 Human Q9BUX1
Synonyms:	MGC4504

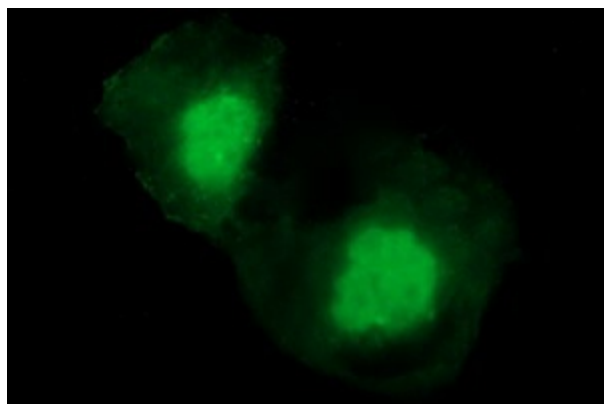


[View online »](#)

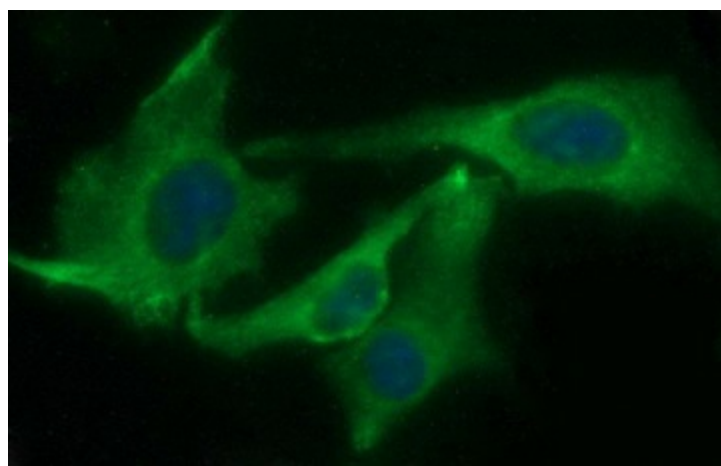
Product images:



HEK293T cells were transfected with the pCMV6-ENTRY control (Left lane) or pCMV6-ENTRY CHAC1 ([RC200912], Right lane) cDNA for 48 hrs and lysed. Equivalent amounts of cell lysates (5 ug per lane) were separated by SDS-PAGE and immunoblotted with anti-CHAC1. Positive lysates [LY432159] (100ug) and [LC432159] (20ug) can be purchased separately from OriGene.



Anti-CHAC1 mouse monoclonal antibody ([TA507049]) immunofluorescent staining of COS7 cells transiently transfected by pCMV6-ENTRY CHAC1 ([RC200912]).



Immunofluorescent staining of HeLa cells using anti-CHAC1 mouse monoclonal antibody ([TA507049]).