

## Product datasheet for **TA507039BM**

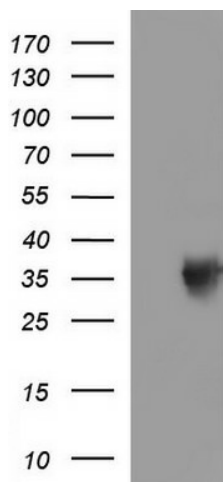
### TOLLIP Mouse Monoclonal Antibody (HRP conjugated) [Clone ID: OTI2A4]

#### Product data:

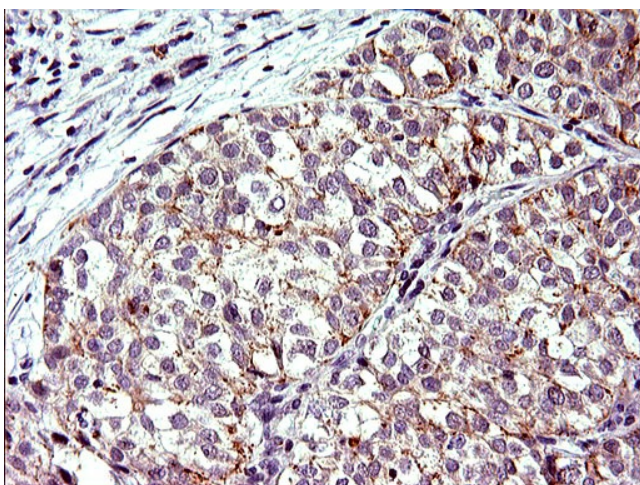
Product Type:	Primary Antibodies
Clone Name:	OTI2A4
Applications:	IHC, WB
Recommended Dilution:	WB 1:2000, IHC 1:150
Reactivity:	Human, Mouse, Rat
Host:	Mouse
Isotype:	IgG1
Clonality:	Monoclonal
Immunogen:	Full length human recombinant protein of human TOLLIP(NP_061882) produced in HEK293T cell.
Formulation:	PBS (pH 7.3) containing 1% BSA, 50% glycerol.
Concentration:	0.5 mg/ml
Purification:	Purified from mouse ascites fluids or tissue culture supernatant by affinity chromatography (protein A/G)
Conjugation:	HRP
Storage:	Store at -20°C as received.
Stability:	Stable for 12 months from date of receipt.
Predicted Protein Size:	30.1 kDa
Gene Name:	toll interacting protein
Database Link:	<a href="#">NP_061882</a> <a href="#">Entrez Gene 54473 Mouse</a> <a href="#">Entrez Gene 361677 Rat</a> <a href="#">Entrez Gene 54472 Human</a> <a href="#">Q9H0E2</a>
Synonyms:	IL-1RAcPIP
Protein Families:	Druggable Genome
Protein Pathways:	Toll-like receptor signaling pathway



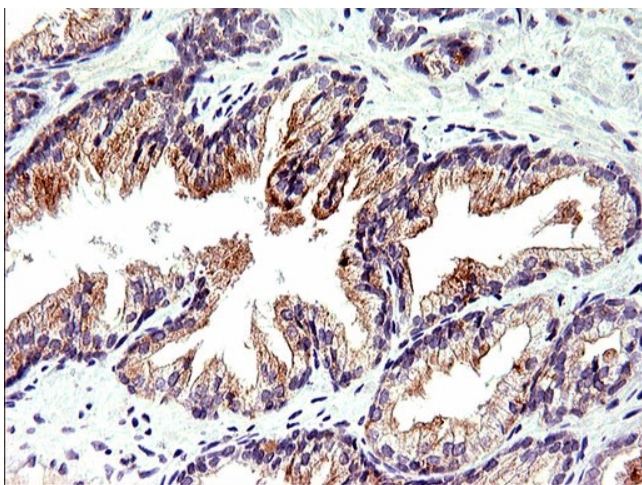
[View online »](#)

**Product images:**

HEK293T cells were transfected with the pCMV6-ENTRY control (Cat# [PS100001], Left lane) or pCMV6-ENTRY TOLLIP (Cat# [RC200227], Right lane) cDNA for 48 hrs and lysed. Equivalent amounts of cell lysates (5 ug per lane) were separated by SDS-PAGE and immunoblotted with anti-TOLLIP (Cat# [TA507039]). Positive lysates [LY402724] (100ug) and [LC402724] (20ug) can be purchased separately from OriGene.



Immunohistochemical staining of paraffin-embedded Carcinoma of Human liver tissue using anti-TOLLIP mouse monoclonal antibody. (Heat-induced epitope retrieval by 10mM citric buffer, pH6.0, 120°C for 3min, [TA507039])



Immunohistochemical staining of paraffin-embedded Human prostate tissue within the normal limits using anti-TOLLIP mouse monoclonal antibody. (Heat-induced epitope retrieval by 10mM citric buffer, pH6.0, 120°C for 3min, [TA507039])