

Product datasheet for **TA506956BM**

SCAMP2 Mouse Monoclonal Antibody (HRP conjugated) [Clone ID: OTI2F3]

Product data:

Product Type:	Primary Antibodies
Clone Name:	OTI2F3
Applications:	IF, WB
Recommended Dilution:	WB 1:4000, IF 1:100
Reactivity:	Human, Mouse, Rat
Host:	Mouse
Isotype:	IgG2a
Clonality:	Monoclonal
Immunogen:	Full length human recombinant protein of human SCAMP2(NP_005688) produced in HEK293T cell.
Formulation:	PBS (pH 7.3) containing 1% BSA, 50% glycerol.
Concentration:	0.5 mg/ml
Purification:	Purified from mouse ascites fluids or tissue culture supernatant by affinity chromatography (protein A/G)
Conjugation:	HRP
Storage:	Store at -20°C as received.
Stability:	Stable for 12 months from date of receipt.
Predicted Protein Size:	36.5 kDa
Gene Name:	secretory carrier membrane protein 2
Database Link:	NP_005688 Entrez Gene 10066 Human O15127
Background:	This gene product belongs to the SCAMP family of proteins which are secretory carrier membrane proteins. They function as carriers to the cell surface in post-golgi recycling pathways. Different family members are highly related products of distinct genes, and are usually expressed together. These findings suggest that the SCAMPs may function at the same site during vesicular transport rather than in separate pathways. [provided by RefSeq, Jul 2008]

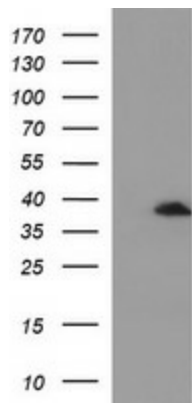


[View online »](#)

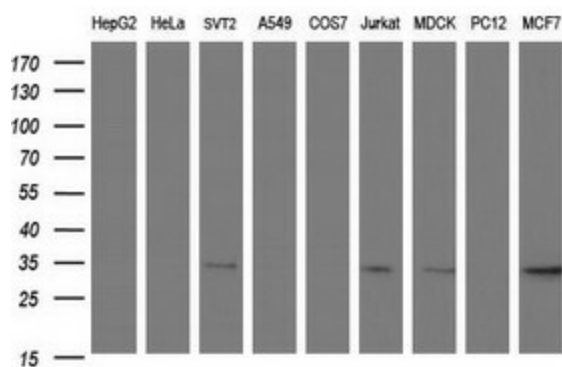
Synonyms: secretory carrier membrane protein 2

Protein Families: Transmembrane

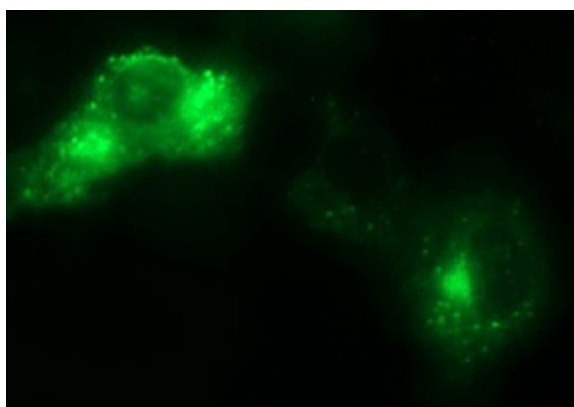
Product images:



HEK293T cells were transfected with the pCMV6-ENTRY control (Left lane) or pCMV6-ENTRY SCAMP2 ([RC200262], Right lane) cDNA for 48 hrs and lysed. Equivalent amounts of cell lysates (5 ug per lane) were separated by SDS-PAGE and immunoblotted with anti-SCAMP2. Positive lysates [LY417127] (100ug) and [LC417127] (20ug) can be purchased separately from OriGene.



Western blot analysis of extracts (35ug) from 9 different cell lines by using anti-SCAMP2 monoclonal antibody (HepG2: human; HeLa: human; SVT2: mouse; A549: human; COS7: monkey; Jurkat: human; MDCK: canine; PC12: rat; MCF7: human). Dilution: 1:400



Anti-SCAMP2 mouse monoclonal antibody ([TA506956]) immunofluorescent staining of COS7 cells transiently transfected by pCMV6-ENTRY SCAMP2 ([RC200262]).