

Product datasheet for **TA506934BM**

IL10RA Mouse Monoclonal Antibody (HRP conjugated) [Clone ID: OTI1D4]

Product data:

Product Type:	Primary Antibodies
Clone Name:	OTI1D4
Applications:	IF, WB
Recommended Dilution:	WB 1:4000, IF 1:100
Reactivity:	Human
Host:	Mouse
Isotype:	IgG1
Clonality:	Monoclonal
Immunogen:	Full length human recombinant protein of human IL10RA(NP_001549) produced in HEK293T cell.
Formulation:	PBS (pH 7.3) containing 1% BSA, 50% glycerol.
Concentration:	0.5 mg/ml
Purification:	Purified from mouse ascites fluids or tissue culture supernatant by affinity chromatography (protein A/G)
Conjugation:	HRP
Storage:	Store at -20°C as received.
Stability:	Stable for 12 months from date of receipt.
Predicted Protein Size:	60.8 kDa
Gene Name:	interleukin 10 receptor subunit alpha
Database Link:	NP_001549 Entrez Gene 3587 Human Q13651



[View online »](#)

Background:

The protein encoded by this gene is a receptor for interleukin 10. This protein is structurally related to interferon receptors. It has been shown to mediate the immunosuppressive signal of interleukin 10, and thus inhibits the synthesis of proinflammatory cytokines. This receptor is reported to promote survival of progenitor myeloid cells through the insulin receptor substrate-2/PI 3-kinase/AKT pathway. Activation of this receptor leads to tyrosine phosphorylation of JAK1 and TYK2 kinases. Two transcript variants, one protein-coding and the other not protein-coding, have been found for this gene. [provided by RefSeq, Jan 2009]

Synonyms:


CD210; CD210a; CDW210A; HIL-10R; IL-10R1; IL10R

Protein Families:

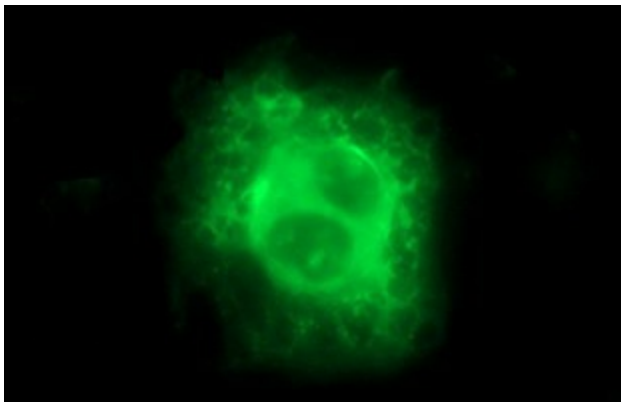
Druggable Genome, Transmembrane

Protein Pathways:

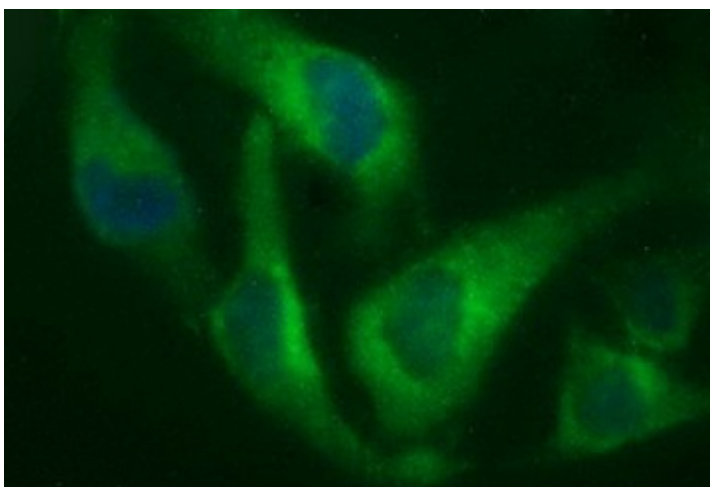
Cytokine-cytokine receptor interaction, Jak-STAT signaling pathway

Product images:

HEK293T cells were transfected with the pCMV6-ENTRY control (Left lane) or pCMV6-ENTRY IL10RA ([RC207020], Right lane) cDNA for 48 hrs and lysed. Equivalent amounts of cell lysates (5 ug per lane) were separated by SDS-PAGE and immunoblotted with anti-IL10RA. Positive lysates [LY400596] (100ug) and [LC400596] (20ug) can be purchased separately from OriGene.



Anti-IL10RA mouse monoclonal antibody ([TA506934]) immunofluorescent staining of COS7 cells transiently transfected by pCMV6-ENTRY IL10RA ([RC207020]).



Immunofluorescent staining of HeLa cells using anti-IL10RA mouse monoclonal antibody ([TA506934]) at 1:100 dilution.