

Product datasheet for **TA506885M**

SERPINB3 Mouse Monoclonal Antibody [Clone ID: OTI1G1]

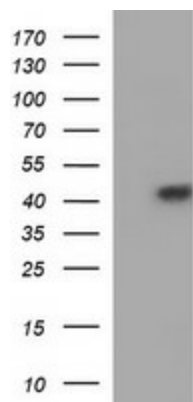
Product data:

Product Type:	Primary Antibodies
Clone Name:	OTI1G1
Applications:	IHC, WB
Recommended Dilution:	WB 1:4000, IHC 1:150
Reactivity:	Human
Host:	Mouse
Isotype:	IgG1
Clonality:	Monoclonal
Immunogen:	Full length human recombinant protein of human SERPINB3(NP_008850) produced in HEK293T cell.
Formulation:	PBS (pH 7.3) containing 1% BSA, 50% glycerol and 0.02% sodium azide.
Concentration:	1 mg/ml
Purification:	Purified from mouse ascites fluids or tissue culture supernatant by affinity chromatography (protein A/G)
Conjugation:	Unconjugated
Storage:	Store at -20°C as received.
Stability:	Stable for 12 months from date of receipt.
Predicted Protein Size:	44.4 kDa
Gene Name:	serpin family B member 3
Database Link:	NP_008850 Entrez Gene 6317 Human P29508
Synonyms:	HsT1196; SCC; SCCA-1; SCCA-PD; SCCA1; SSCA1; T4-A
Protein Families:	Druggable Genome, Secreted Protein

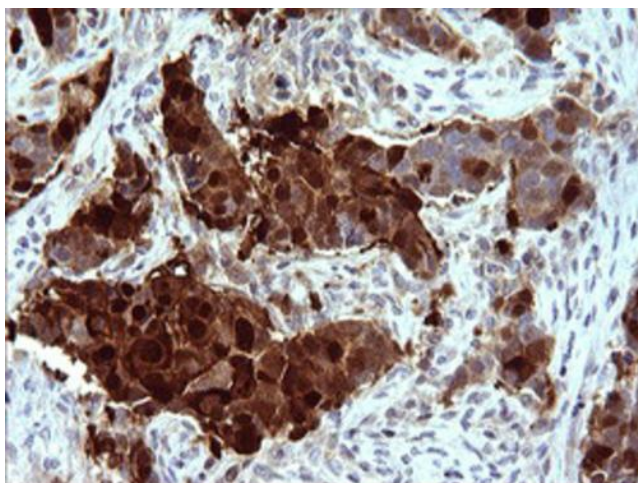


[View online »](#)

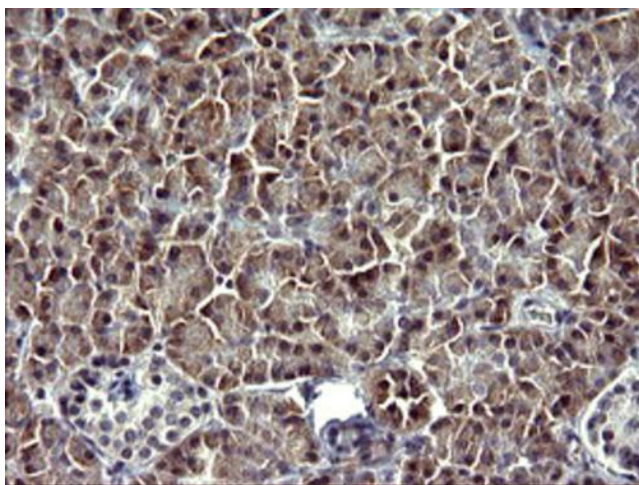
Product images:



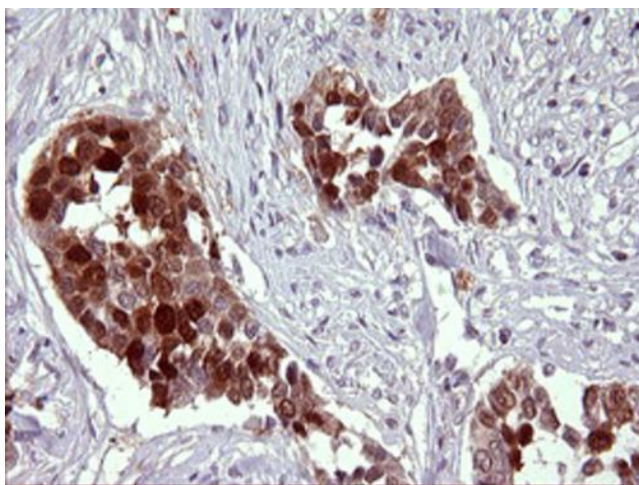
HEK293T cells were transfected with the pCMV6-ENTRY control (Left lane) or pCMV6-ENTRY SERPINB3 ([RC202683], Right lane) cDNA for 48 hrs and lysed. Equivalent amounts of cell lysates (5 ug per lane) were separated by SDS-PAGE and immunoblotted with anti-SERPINB3. Positive lysates [LY416321] (100ug) and [LC416321] (20ug) can be purchased separately from OriGene.



Immunohistochemical staining of paraffin-embedded Carcinoma of Human lung tissue using anti-SERPINB3 mouse monoclonal antibody. Heat-induced epitope retrieval by EDTA solution buffer pH 8.0 at 120°C for 3 min.



Immunohistochemical staining of paraffin-embedded Human pancreas tissue within the normal limits using anti-SERPINB3 mouse monoclonal antibody. Heat-induced epitope retrieval by EDTA solution buffer pH 8.0 at 120°C for 3 min.



Immunohistochemical staining of paraffin-embedded Carcinoma of Human bladder tissue using anti-SERPINB3 mouse monoclonal antibody. Heat-induced epitope retrieval by EDTA solution buffer pH 8.0 at 120°C for 3 min.