

Product datasheet for **TA506507AM**

Synaptophysin (SYP) Mouse Monoclonal Antibody (Biotin conjugated) [Clone ID: OTI2A10]

Product data:


Product Type:	Primary Antibodies
Clone Name:	OTI2A10
Applications:	IF, WB
Recommended Dilution:	WB 1:4000, IF 1:100
Reactivity:	Human, Mouse, Rat
Host:	Mouse
Isotype:	IgG2a
Clonality:	Monoclonal
Immunogen:	Full length human recombinant protein of human SYP(NP_003170) produced in HEK293T cell.
Formulation:	PBS (pH 7.3) containing 1% BSA, 50% glycerol and 0.02% sodium azide.
Concentration:	0.5 mg/ml
Purification:	Purified from mouse ascites fluids or tissue culture supernatant by affinity chromatography (protein A/G)
Conjugation:	Biotin
Storage:	Store at -20°C as received.
Stability:	Stable for 12 months from date of receipt.
Predicted Protein Size:	33.7 kDa
Gene Name:	synaptophysin
Database Link:	NP_003170 Entrez Gene 20977 Mouse Entrez Gene 24804 Rat Entrez Gene 6855 Human P08247
Background:	This gene encodes an integral membrane protein of small synaptic vesicles in brain and endocrine cells. The protein also binds cholesterol and is thought to direct targeting of vesicle-associated membrane protein 2 (synaptobrevin) to intracellular compartments. Mutations in this gene are associated with X-linked mental retardation (XLMR). [provided by RefSeq, Aug
Synonyms:	MRX96; MRXSYP



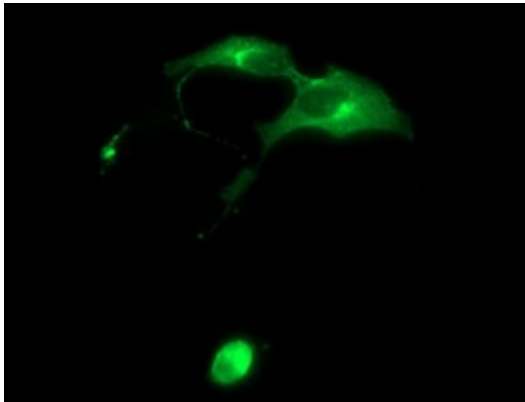
[View online »](#)

Protein Families: Secreted Protein, Transmembrane

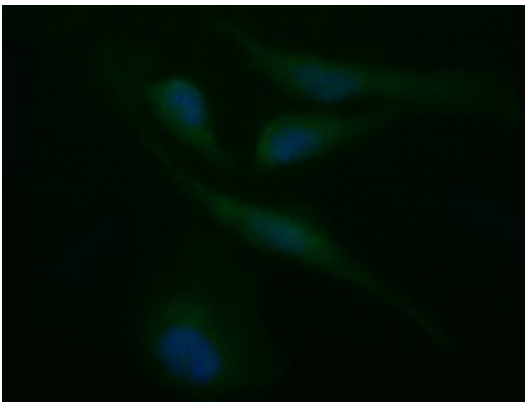
Product images:



HEK293T cells were transfected with the pCMV6-ENTRY control (Left lane) or pCMV6-ENTRY SYP ([RC208972], Right lane) cDNA for 48 hrs and lysed. Equivalent amounts of cell lysates (5 ug per lane) were separated by SDS-PAGE and immunoblotted with anti-SYP. Positive lysates [LY401102] (100ug) and [LC401102] (20ug) can be purchased separately from OriGene.



Anti-SYP mouse monoclonal antibody ([TA506507]) immunofluorescent staining of COS7 cells transiently transfected by pCMV6-ENTRY SYP ([RC208972]).



Immunofluorescent staining of HeLa cells using anti-SYP mouse monoclonal antibody ([TA506507]).