

Product datasheet for **TA506328BM**

CD33 Mouse Monoclonal Antibody (HRP conjugated) [Clone ID: OTI2F8]

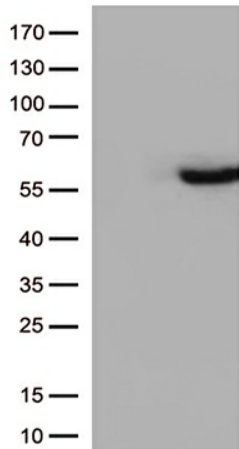
Product data:

Product Type:	Primary Antibodies
Clone Name:	OTI2F8
Applications:	FC, IF, WB
Recommended Dilution:	WB 1:4000, IF 1:100
Reactivity:	Human
Host:	Mouse
Isotype:	IgG1
Clonality:	Monoclonal
Immunogen:	Full length human recombinant protein of human CD33(NP_001763) produced in HEK293T cell.
Formulation:	PBS (pH 7.3) containing 1% BSA, 50% glycerol.
Concentration:	0.5 mg/ml
Purification:	Purified from mouse ascites fluids or tissue culture supernatant by affinity chromatography (protein A/G)
Conjugation:	HRP
Storage:	Store at -20°C as received.
Stability:	Stable for 12 months from date of receipt.
Predicted Protein Size:	38 kDa
Gene Name:	CD33 molecule
Database Link:	NP_001763 Entrez Gene 945 Human P20138
Synonyms:	p67; SIGLEC-3; SIGLEC3
Protein Families:	Druggable Genome, Transmembrane
Protein Pathways:	Hematopoietic cell lineage

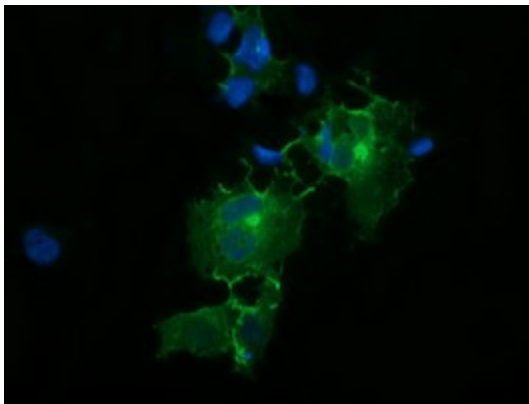


[View online »](#)

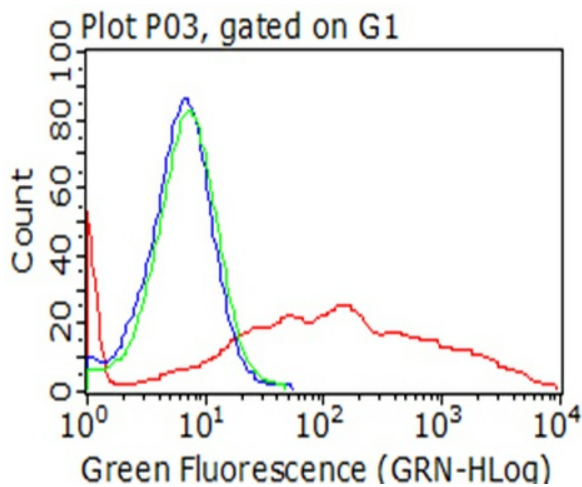
Product images:



HEK293T cells were transfected with the pCMV6-ENTRY control (Left lane) or pCMV6-ENTRY CD33 ([RC207023], Right lane) cDNA for 48 hrs and lysed. Equivalent amounts of cell lysates (5 ug per lane) were separated by SDS-PAGE and immunoblotted with anti-CD33 (1:500).



Anti-CD33 mouse monoclonal antibody ([TA506328]) immunofluorescent staining of COS7 cells transiently transfected by pCMV6-ENTRY CD33 ([RC207023]).



Flow cytometric analysis of living 293T cells transfected with CD33 overexpression plasmid ([RC207023]), Red)/empty vector ([PS100001], Blue) using anti-CD33 antibody ([TA506328]). Cells incubated with a non-specific antibody (Green) were used as isotype control (1:100).