

Product datasheet for **TA506198S**


DRP1 (DNM1L) Mouse Monoclonal Antibody [Clone ID: OTI4A4]

Product data:

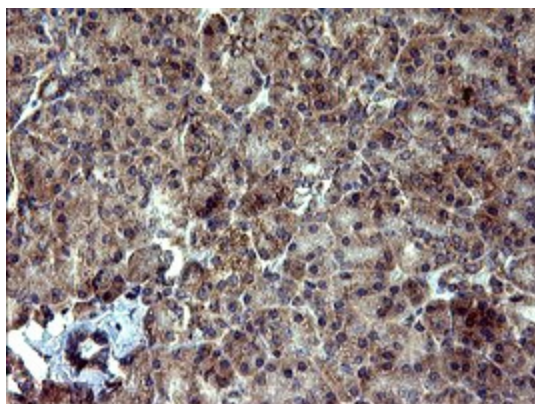
Product Type:	Primary Antibodies
Clone Name:	OTI4A4
Applications:	IHC, WB
Recommended Dilution:	WB 1:4000, IHC 1:150
Reactivity:	Human, Mouse, Rat
Host:	Mouse
Isotype:	IgG2b
Clonality:	Monoclonal
Immunogen:	Full length human recombinant protein of human DNM1L(NP_036192) produced in HEK293T cell.
Formulation:	PBS (pH 7.3) containing 1% BSA, 50% glycerol and 0.02% sodium azide.
Concentration:	1 mg/ml
Purification:	Purified from mouse ascites fluids or tissue culture supernatant by affinity chromatography (protein A/G)
Conjugation:	Unconjugated
Storage:	Store at -20°C as received.
Stability:	Stable for 12 months from date of receipt.
Predicted Protein Size:	81.7 kDa
Gene Name:	dynamin 1 like
Database Link:	NP_036192 Entrez Gene 74006 Mouse Entrez Gene 114114 Rat Entrez Gene 10059 Human O00429
Synonyms:	DLP1; DRP1; DVLP; DYMPLE; EMPF; EMPF1; HDYNIV
Protein Pathways:	Endocytosis, Fc gamma R-mediated phagocytosis



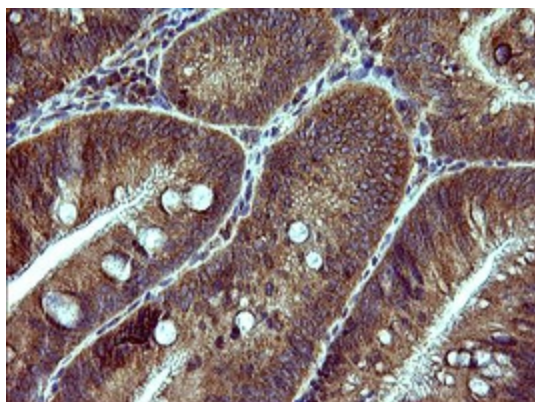
[View online »](#)

Product images:

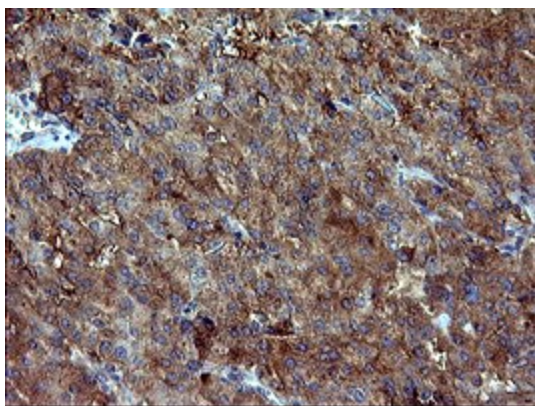
HEK293T cells were transfected with the pCMV6-ENTRY control (Left lane) or pCMV6-ENTRY DNM1L ([RC221708], Right lane) cDNA for 48 hrs and lysed. Equivalent amounts of cell lysates (5 ug per lane) were separated by SDS-PAGE and immunoblotted with anti-DNM1L. Positive lysates [LY402138] (100ug) and [LC402138] (20ug) can be purchased separately from OriGene.



Immunohistochemical staining of paraffin-embedded Human pancreas tissue within the normal limits using anti-DNM1L mouse monoclonal antibody. (Heat-induced epitope retrieval by 10mM citric buffer, pH6.0, 120°C for 3min, [TA506198])



Immunohistochemical staining of paraffin-embedded Carcinoma of Human pancreas tissue using anti-DNM1L mouse monoclonal antibody. (Heat-induced epitope retrieval by 10mM citric buffer, pH6.0, 120°C for 3min, [TA506198])



Immunohistochemical staining of paraffin-embedded Carcinoma of Human thyroid tissue using anti-DNM1L mouse monoclonal antibody. (Heat-induced epitope retrieval by 10mM citric buffer, pH6.0, 120°C for 3min, [TA506198])