

Product datasheet for **TA506143S**

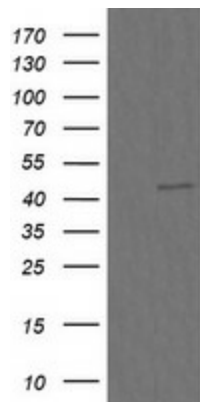
Chromogranin A (CHGA) Mouse Monoclonal Antibody [Clone ID: OTI2D6]

Product data:

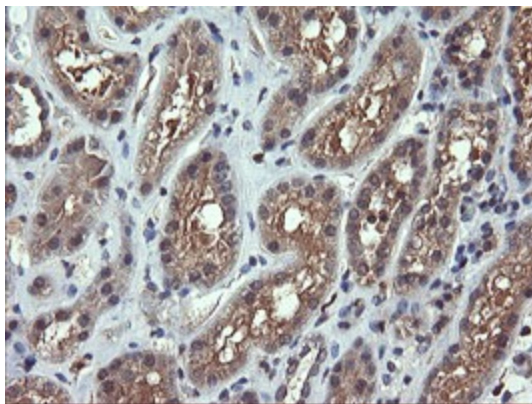
Product Type:	Primary Antibodies
Clone Name:	OTI2D6
Applications:	IHC, WB
Recommended Dilution:	WB 1:2000, IHC 1:150
Reactivity:	Human
Host:	Mouse
Isotype:	IgG1
Clonality:	Monoclonal
Immunogen:	Full length human recombinant protein of human CHGA(NP_001266) produced in HEK293T cell.
Formulation:	PBS (pH 7.3) containing 1% BSA, 50% glycerol and 0.02% sodium azide.
Concentration:	1 mg/ml
Purification:	Purified from mouse ascites fluids or tissue culture supernatant by affinity chromatography (protein A/G)
Conjugation:	Unconjugated
Storage:	Store at -20°C as received.
Stability:	Stable for 12 months from date of receipt.
Predicted Protein Size:	48.9 kDa
Gene Name:	chromogranin A
Database Link:	NP_001266 Entrez Gene 1113 Human P10645
Synonyms:	CGA
Protein Families:	Druggable Genome, Secreted Protein



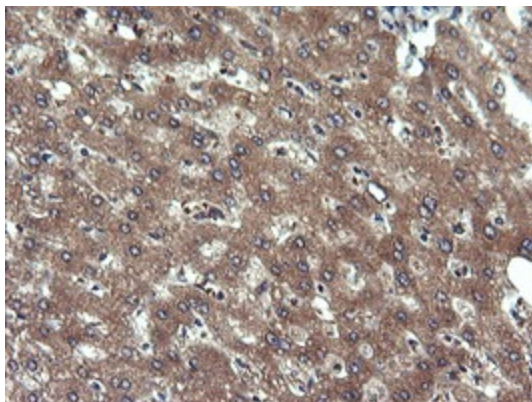
[View online »](#)

Product images:

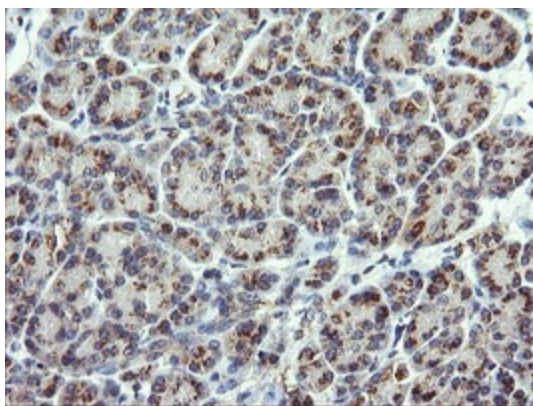
HEK293T cells were transfected with the pCMV6-ENTRY control (Left lane) or pCMV6-ENTRY CHGA ([RC200492], Right lane) cDNA for 48 hrs and lysed. Equivalent amounts of cell lysates (5 ug per lane) were separated by SDS-PAGE and immunoblotted with anti-CHGA. Positive lysates [LY400511] (100ug) and [LC400511] (20ug) can be purchased separately from OriGene.



Immunohistochemical staining of paraffin-embedded Human Kidney tissue within the normal limits using anti-CHGA mouse monoclonal antibody. (Heat-induced epitope retrieval by 10mM citric buffer, pH6.0, 120°C for 3min, [TA506143])



Immunohistochemical staining of paraffin-embedded Human liver tissue within the normal limits using anti-CHGA mouse monoclonal antibody. (Heat-induced epitope retrieval by 10mM citric buffer, pH6.0, 120°C for 3min, [TA506143])



Immunohistochemical staining of paraffin-embedded Human pancreas tissue within the normal limits using anti-CHGA mouse monoclonal antibody. (Heat-induced epitope retrieval by 10mM citric buffer, pH6.0, 120°C for 3min, [TA506143])