

Product datasheet for **TA506088S**

RARRES1 Mouse Monoclonal Antibody [Clone ID: OTI1B3]

Product data:

Product Type:	Primary Antibodies
Clone Name:	OTI1B3
Applications:	IF, WB
Recommended Dilution:	WB 1:200~4000, IF 1:100
Reactivity:	Human, Dog, Rat, Monkey, Mouse
Host:	Mouse
Isotype:	IgG2b
Clonality:	Monoclonal
Immunogen:	Full length human recombinant protein of human RARRES1(NP_996846) produced in HEK293T cell.
Formulation:	PBS (pH 7.3) containing 1% BSA, 50% glycerol and 0.02% sodium azide.
Concentration:	1 mg/ml
Purification:	Purified from mouse ascites fluids or tissue culture supernatant by affinity chromatography (protein A/G)
Conjugation:	Unconjugated
Storage:	Store at -20°C as received.
Stability:	Stable for 12 months from date of receipt.
Predicted Protein Size:	33.1 kDa
Gene Name:	retinoic acid receptor responder 1
Database Link:	NP_996846 Entrez Gene 109222 Mouse Entrez Gene 310486 Rat Entrez Gene 612298 Dog Entrez Gene 703781 Monkey Entrez Gene 5918 Human P49788



[View online »](#)

Background:


This gene was identified as a retinoid acid (RA) receptor-responsive gene. It encodes a type 1 membrane protein. The expression of this gene is upregulated by tazarotene as well as by retinoic acid receptors. The expression of this gene is found to be downregulated in prostate cancer, which is caused by the methylation of its promoter and CpG island. Alternatively spliced transcript variant encoding distinct isoforms have been observed. [provided by RefSeq, Jul 2008]

Synonyms:

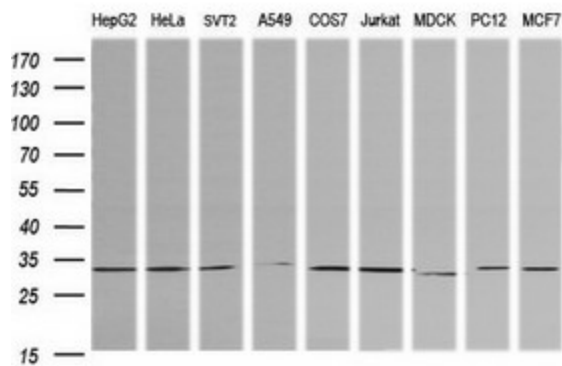
LXNL; PERG-1; TIG1

Protein Families:

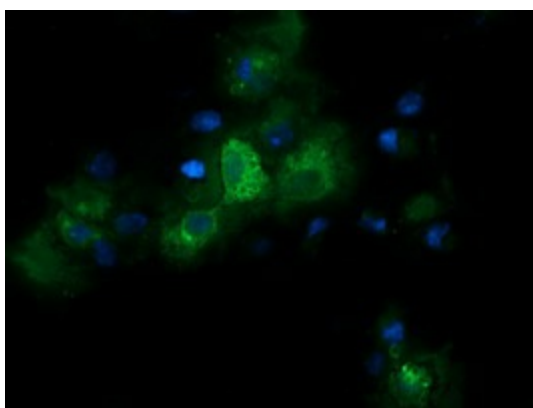
Druggable Genome

Product images:


HEK293T cells were transfected with the pCMV6-ENTRY control (Left lane) or pCMV6-ENTRY RARRES1 ([RC205143], Right lane) cDNA for 48 hrs and lysed. Equivalent amounts of cell lysates (5 ug per lane) were separated by SDS-PAGE and immunoblotted with anti-RARRES1. Positive lysates [LY404197] (100ug) and [LC404197] (20ug) can be purchased separately from OriGene.



Western blot analysis of extracts (35ug) from 9 different cell lines by using anti-RARRES1 monoclonal antibody (HepG2: human; HeLa: human; SVT2: mouse; A549: human; COS7: monkey; Jurkat: human; MDCK: canine; PC12: rat; MCF7: human).



Anti-RARRES1 mouse monoclonal antibody ([TA506088]) immunofluorescent staining of COS7 cells transiently transfected by pCMV6-ENTRY RARRES1 ([RC205143]).