

Product datasheet for **TA505998AM**

Parvin alpha (PARVA) Mouse Monoclonal Antibody (Biotin conjugated) [Clone ID: OTI3G9]


Product data:

Product Type:	Primary Antibodies
Clone Name:	OTI3G9
Applications:	IF, WB
Recommended Dilution:	WB 1:200~4000, IF 1:100
Reactivity:	Human, Dog, Monkey, Mouse, Rat
Host:	Mouse
Isotype:	IgG1
Clonality:	Monoclonal
Immunogen:	Full length human recombinant protein of human PARVA(NP_060692) produced in HEK293T cell.
Formulation:	PBS (pH 7.3) containing 1% BSA, 50% glycerol and 0.02% sodium azide.
Concentration:	0.5 mg/ml
Purification:	Purified from mouse ascites fluids or tissue culture supernatant by affinity chromatography (protein A/G)
Conjugation:	Biotin
Storage:	Store at -20°C as received.
Stability:	Stable for 12 months from date of receipt.
Predicted Protein Size:	42.1 kDa
Gene Name:	parvin alpha
Database Link:	NP_060692 Entrez Gene 57341 Rat Entrez Gene 57342 Mouse Entrez Gene 476859 Dog Entrez Gene 703481 Monkey Entrez Gene 55742 Human Q9NVD7
Synonyms:	CH-ILKBP; MXRA2
Protein Pathways:	Focal adhesion

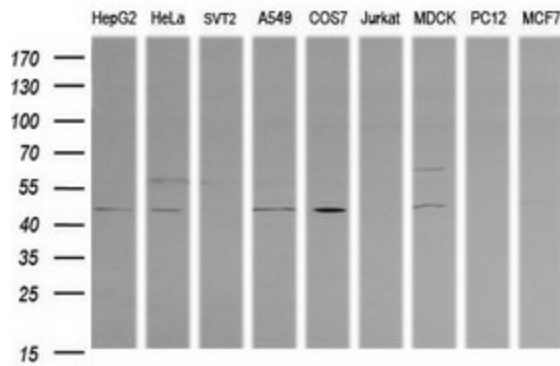


[View online »](#)

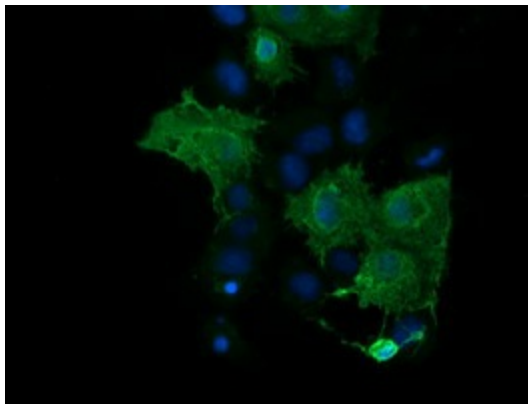
Product images:



HEK293T cells were transfected with the pCMV6-ENTRY control (Left lane) or pCMV6-ENTRY PARVA ([RC205086], Right lane) cDNA for 48 hrs and lysed. Equivalent amounts of cell lysates (5 ug per lane) were separated by SDS-PAGE and immunoblotted with anti-PARVA. Positive lysates [LY413202] (100ug) and [LC413202] (20ug) can be purchased separately from OriGene.



Western blot analysis of extracts (35ug) from 9 different cell lines by using anti-PARVA monoclonal antibody (HepG2: human; HeLa: human; SVT2: mouse; A549: human; COS7: monkey; Jurkat: human; MDCK: canine; PC12: rat; MCF7: human).



Anti-PARVA mouse monoclonal antibody ([TA505998]) immunofluorescent staining of COS7 cells transiently transfected by pCMV6-ENTRY PARVA ([RC205086]).