

Product datasheet for **TA505994AM**

IL36 gamma (IL36G) Mouse Monoclonal Antibody (Biotin conjugated) [Clone ID: OTI2F4]

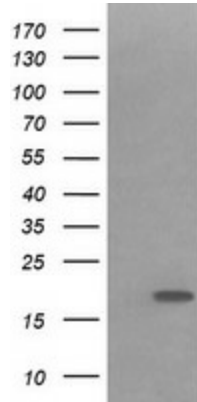
Product data:

Product Type:	Primary Antibodies
Clone Name:	OTI2F4
Applications:	IF, IHC, WB
Recommended Dilution:	WB 1:4000, IHC 1:150, IF 1:100
Reactivity:	Human
Host:	Mouse
Isotype:	IgG1
Clonality:	Monoclonal
Immunogen:	Full length human recombinant protein of human IL1F9(NP_062564) produced in HEK293T cell.
Formulation:	PBS (pH 7.3) containing 1% BSA, 50% glycerol and 0.02% sodium azide.
Concentration:	0.5 mg/ml
Purification:	Purified from mouse ascites fluids or tissue culture supernatant by affinity chromatography (protein A/G)
Conjugation:	Biotin
Storage:	Store at -20°C as received.
Stability:	Stable for 12 months from date of receipt.
Predicted Protein Size:	18.5 kDa
Gene Name:	interleukin 36 gamma
Database Link:	NP_062564 Entrez Gene 56300 Human Q9NZH8
Synonyms:	IL-1F9; IL-1H1; IL-1RP2; IL1E; IL1F9; IL1H1; IL1RP2
Protein Families:	Druggable Genome, Secreted Protein

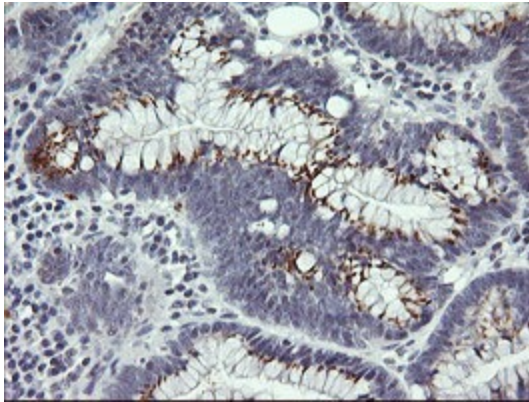


[View online »](#)

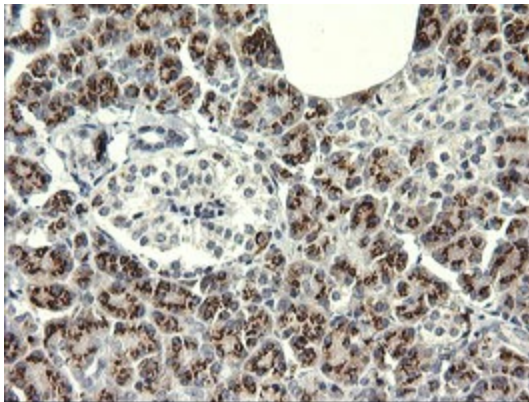
Product images:



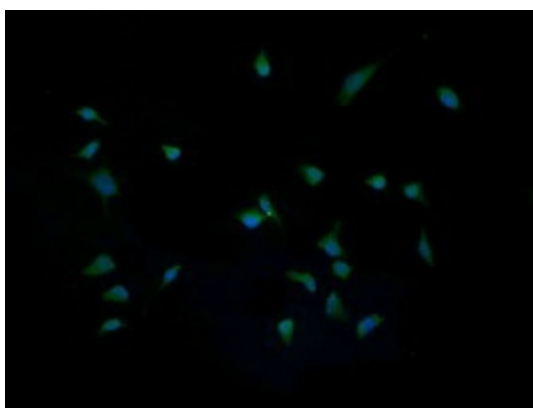
HEK293T cells were transfected with the pCMV6-ENTRY control (Cat# [PS100001], Left lane) or pCMV6-ENTRY IL1F9 (Cat# [RC224784], Right lane) cDNA for 48 hrs and lysed. Equivalent amounts of cell lysates (5 ug per lane) were separated by SDS-PAGE and immunoblotted with anti-IL1F9 (Cat# [TA505994]). Positive lysates [LY412705] (100ug) and [LC412705] (20ug) can be purchased separately from OriGene.



Immunohistochemical staining of paraffin-embedded Adenocarcinoma of Human colon tissue using anti-IL1F9 mouse monoclonal antibody. (Heat-induced epitope retrieval by 10mM citric buffer, pH6.0, 120°C for 3min, [TA505994])



Immunohistochemical staining of paraffin-embedded Human pancreas tissue within the normal limits using anti-IL1F9 mouse monoclonal antibody. (Heat-induced epitope retrieval by 10mM citric buffer, pH6.0, 120°C for 3min, [TA505994])



Immunofluorescent staining of HeLa cells using anti-IL1F9 mouse monoclonal antibody ([TA505994]).