

Product datasheet for **TA505987S**

CFAP299 Mouse Monoclonal Antibody [Clone ID: OTI1A6]


Product data:

Product Type:	Primary Antibodies
Clone Name:	OTI1A6
Applications:	IHC, WB
Recommended Dilution:	WB 1:2000, IHC 1:150
Reactivity:	Human
Host:	Mouse
Isotype:	IgG1
Clonality:	Monoclonal
Immunogen:	Full length human recombinant protein of human C4orf22(NP_689983) produced in HEK293T cell.
Formulation:	PBS (pH 7.3) containing 1% BSA, 50% glycerol and 0.02% sodium azide.
Concentration:	1 mg/ml
Purification:	Purified from mouse ascites fluids or tissue culture supernatant by affinity chromatography (protein A/G)
Conjugation:	Unconjugated
Storage:	Store at -20°C as received.
Stability:	Stable for 12 months from date of receipt.
Predicted Protein Size:	26.7 kDa
Gene Name:	cilia and flagella associated protein 299
Database Link:	NP_689983 Entrez Gene 255119 Human Q6V702
Synonyms:	MGC35043

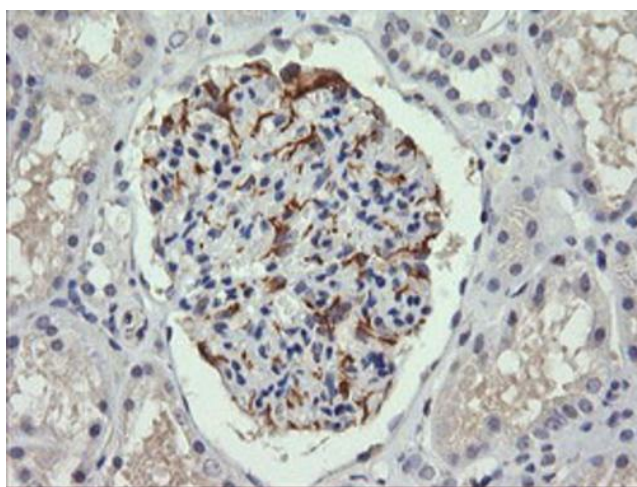


[View online »](#)

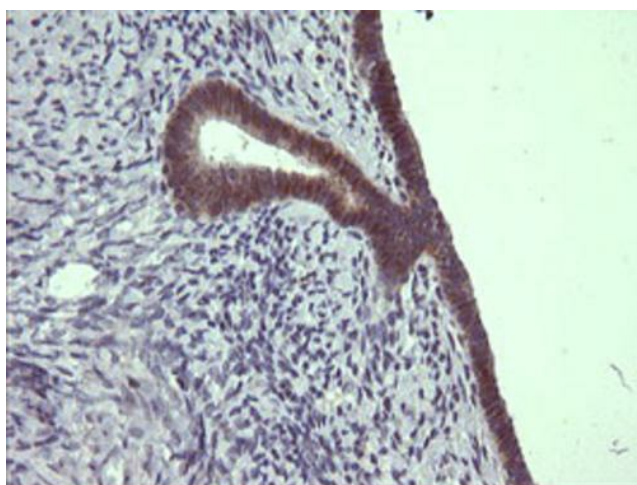
Product images:



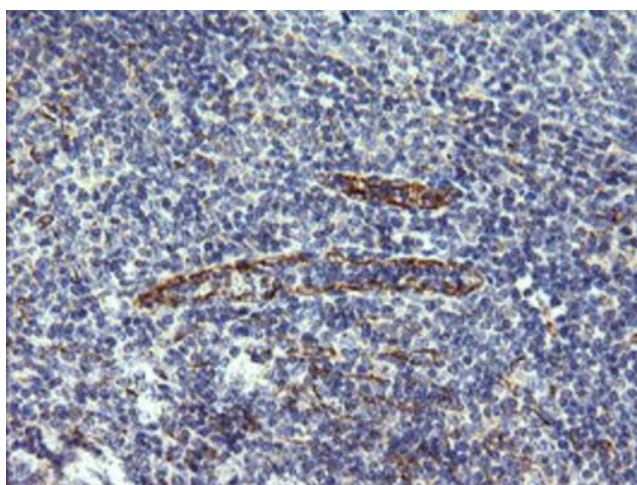
HEK293T cells were transfected with the pCMV6-ENTRY control (Cat# [PS100001], Left lane) or pCMV6-ENTRY C4orf22 (Cat# [RC206697], Right lane) cDNA for 48 hrs and lysed. Equivalent amounts of cell lysates (5 ug per lane) were separated by SDS-PAGE and immunoblotted with anti-C4orf22 (Cat# [TA505987]). Positive lysates [LY407318] (100ug) and [LC407318] (20ug) can be purchased separately from OriGene.



Immunohistochemical staining of paraffin-embedded Human Kidney tissue within the normal limits using anti-C4orf22 mouse monoclonal antibody. Heat-induced epitope retrieval by EDTA solution buffer pH 8.0 at 120°C for 3 min.



Immunohistochemical staining of paraffin-embedded Human endometrium tissue within the normal limits using anti-C4orf22 mouse monoclonal antibody. Heat-induced epitope retrieval by EDTA solution buffer pH 8.0 at 120°C for 3 min.



Immunohistochemical staining of paraffin-embedded Human tonsil within the normal limits using anti-C4orf22 mouse monoclonal antibody. Heat-induced epitope retrieval by EDTA solution buffer pH 8.0 at 120°C for 3 min.