

Product datasheet for **TA505980AM**

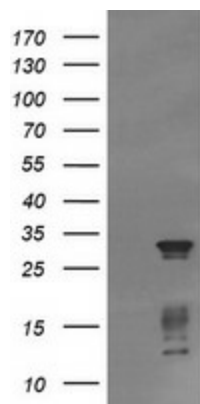
TRIM38 Mouse Monoclonal Antibody (Biotin conjugated) [Clone ID: OTI15B10]

Product data:

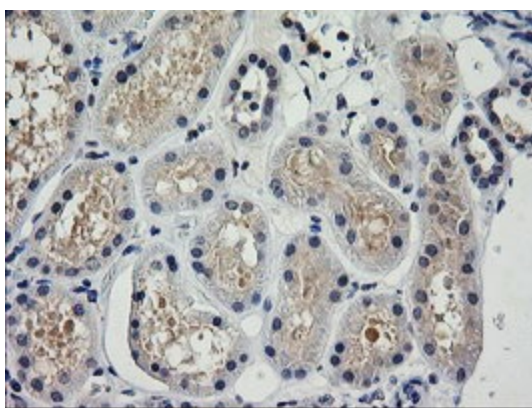
Product Type:	Primary Antibodies
Clone Name:	OTI15B10
Applications:	IF, IHC, WB
Recommended Dilution:	WB 1:2000, IHC 1:150, IF 1:100
Reactivity:	Human
Host:	Mouse
Isotype:	IgG1
Clonality:	Monoclonal
Immunogen:	Human recombinant protein fragment corresponding to amino acids 1-265 of human TRIM38(NP_006346) produced in E.coli.
Formulation:	PBS (pH 7.3) containing 1% BSA, 50% glycerol and 0.02% sodium azide.
Concentration:	0.5 mg/ml
Purification:	Purified from mouse ascites fluids or tissue culture supernatant by affinity chromatography (protein A/G)
Conjugation:	Biotin
Storage:	Store at -20°C as received.
Stability:	Stable for 12 months from date of receipt.
Gene Name:	tripartite motif containing 38
Database Link:	NP_006346 Entrez Gene 10475 Human O00635
Background:	This gene encodes a member of the tripartite motif (TRIM) family. The encoded protein contains a RING-type zinc finger, B box-type zinc finger and SPRY domain. The function of this protein has not been identified. A pseudogene of this gene is located on the long arm of chromosome 4. [provided by RefSeq, Jul 2012]
Synonyms:	RNF15; RORET
Protein Families:	Druggable Genome



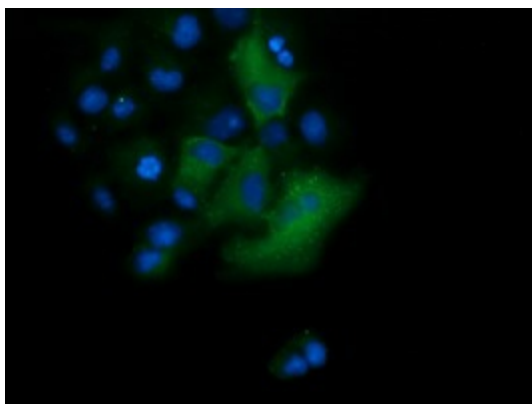
[View online »](#)

Product images:

E.coli lysate (5 ug, left lane) and E.coli lysate expressing human recombinant protein fragment (5 ug, right lane) corresponding to amino acids 1-265 of human TRIM38 (NP_006346) were separated by SDS-PAGE and immunoblotted with anti-TRIM38.



Immunohistochemical staining of paraffin-embedded Human Kidney tissue within the normal limits using anti-TRIM38 mouse monoclonal antibody. (Heat-induced epitope retrieval by 10mM citric buffer, pH6.0, 120°C for 3min, [TA505980])



Anti-TRIM38 mouse monoclonal antibody ([TA505980]) immunofluorescent staining of COS7 cells transiently transfected by pCMV6-ENTRY TRIM38 ([RC201944]).