

## Product datasheet for **TA505969AM**

### TRIM38 Mouse Monoclonal Antibody (Biotin conjugated) [Clone ID: OTI2G9]

#### Product data:

Product Type:	Primary Antibodies
Clone Name:	OTI2G9
Applications:	IF, IHC, WB
Recommended Dilution:	WB 1:200, IHC 1:150, IF 1:100
Reactivity:	Human, Dog, Rat, Monkey, Mouse
Host:	Mouse
Isotype:	IgG1
Clonality:	Monoclonal
Immunogen:	Human recombinant protein fragment corresponding to amino acids 1-265 of human TRIM38(NP_006346) produced in E.coli.
Formulation:	PBS (pH 7.3) containing 1% BSA, 50% glycerol and 0.02% sodium azide.
Concentration:	0.5 mg/ml
Purification:	Purified from mouse ascites fluids or tissue culture supernatant by affinity chromatography (protein A/G)
Conjugation:	Biotin
Storage:	Store at -20°C as received.
Stability:	Stable for 12 months from date of receipt.
Predicted Protein Size:	53.2 kDa
Gene Name:	tripartite motif containing 38
Database Link:	<a href="#">NP_006346</a> <a href="#">Entrez Gene 214158</a> <a href="#">MouseEntrez Gene 680019</a> <a href="#">RatEntrez Gene 488257</a> <a href="#">DogEntrez Gene 694861</a> <a href="#">MonkeyEntrez Gene 10475</a> <a href="#">Human O00635</a>
Background:	This gene encodes a member of the tripartite motif (TRIM) family. The encoded protein contains a RING-type zinc finger, B box-type zinc finger and SPRY domain. The function of this protein has not been identified. A pseudogene of this gene is located on the long arm of chromosome 4. [provided by RefSeq, Jul 2012]

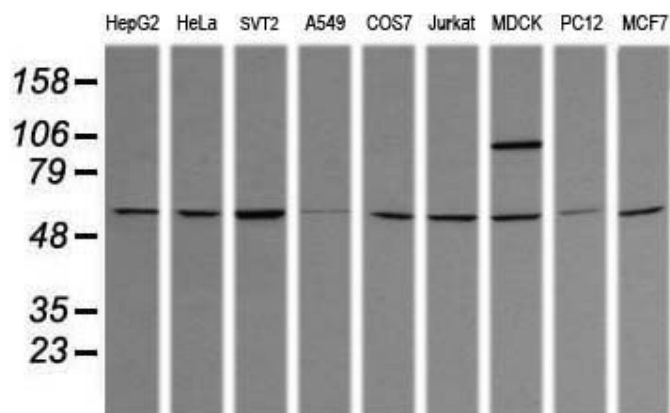


[View online »](#)

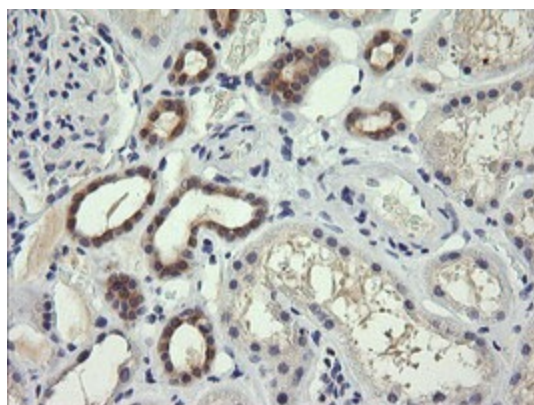
Synonyms: RNF15; RORET

Protein Families: Druggable Genome

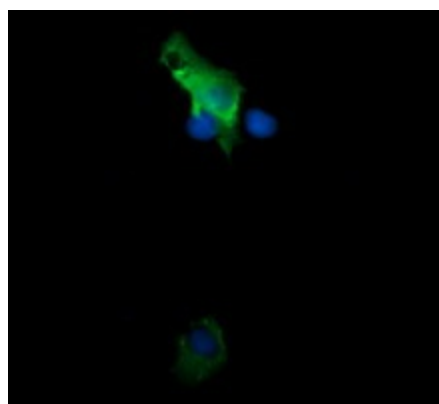
**Product images:**



Western blot analysis of extracts (35ug) from 9 different cell lines by using anti-TRIM38 monoclonal antibody (HepG2: human; HeLa: human; SVT2: mouse; A549: human; COS7: monkey; Jurkat: human; MDCK: canine; PC12: rat; MCF7: human).



Immunohistochemical staining of paraffin-embedded Human Kidney tissue within the normal limits using anti-TRIM38 mouse monoclonal antibody. (Heat-induced epitope retrieval by 10mM citric buffer, pH6.0, 120°C for 3min, [TA505969])



Anti-TRIM38 mouse monoclonal antibody ([TA505969]) immunofluorescent staining of COS7 cells transiently transfected by pCMV6-ENTRY TRIM38 ([RC201944]).