

## Product datasheet for **TA505737AM**

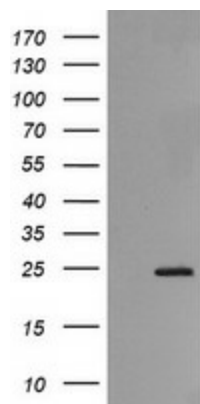
### **RAB21 Mouse Monoclonal Antibody (Biotin conjugated) [Clone ID: OTI6A9]**

#### **Product data:**

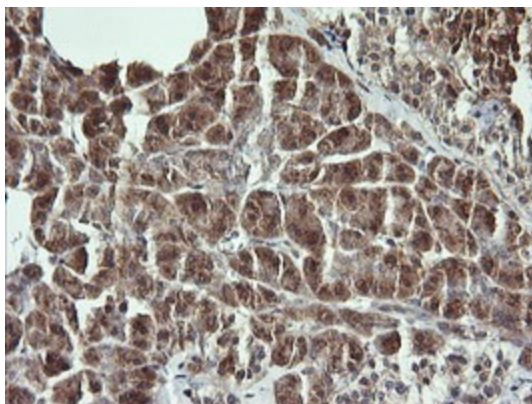
<b>Product Type:</b>	Primary Antibodies
<b>Clone Name:</b>	OTI6A9
<b>Applications:</b>	IF, IHC, WB
<b>Recommended Dilution:</b>	WB 1:4000, IHC 1:150, IF 1:100
<b>Reactivity:</b>	Human, Mouse, Rat
<b>Host:</b>	Mouse
<b>Isotype:</b>	IgG2b
<b>Clonality:</b>	Monoclonal
<b>Immunogen:</b>	Full length human recombinant protein of human RAB21(NP_055814) produced in HEK293T cell.
<b>Formulation:</b>	PBS (pH 7.3) containing 1% BSA, 50% glycerol and 0.02% sodium azide.
<b>Concentration:</b>	0.5 mg/ml
<b>Purification:</b>	Purified from mouse ascites fluids or tissue culture supernatant by affinity chromatography (protein A/G)
<b>Conjugation:</b>	Biotin
<b>Storage:</b>	Store at -20°C as received.
<b>Stability:</b>	Stable for 12 months from date of receipt.
<b>Predicted Protein Size:</b>	24.2 kDa
<b>Gene Name:</b>	RAB21, member RAS oncogene family
<b>Database Link:</b>	<a href="#">NP_055814</a> <a href="#">Entrez Gene 216344 MouseEntrez Gene 299799 RatEntrez Gene 23011 Human Q9UL25</a>
<b>Background:</b>	RAB21 belongs to the RAB family of small GTP-binding proteins that regulate intracellular vesicle targeting (Opdam et al., 2000 [PubMed 10887961]). [supplied by OMIM, Nov 2008]
<b>Synonyms:</b>	KIAA0118
<b>Protein Families:</b>	Druggable Genome



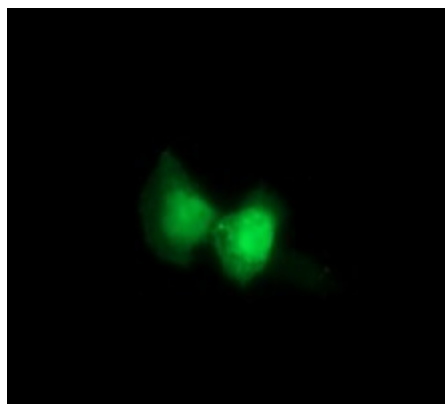
[View online »](#)

**Product images:**

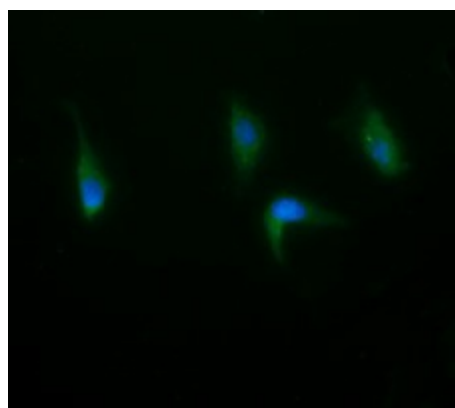
HEK293T cells were transfected with the pCMV6-ENTRY control (Left lane) or pCMV6-ENTRY RAB21 ([RC210510], Right lane) cDNA for 48 hrs and lysed. Equivalent amounts of cell lysates (5 ug per lane) were separated by SDS-PAGE and immunoblotted with anti-RAB21. Positive lysates [LY402398] (100ug) and [LC402398] (20ug) can be purchased separately from OriGene.



Immunohistochemical staining of paraffin-embedded Human pancreas tissue within the normal limits using anti-RAB21 mouse monoclonal antibody. (Heat-induced epitope retrieval by 10mM citric buffer, pH6.0, 120°C for 3min, [TA505737])



Anti-RAB21 mouse monoclonal antibody ([TA505737]) immunofluorescent staining of COS7 cells transiently transfected by pCMV6-ENTRY RAB21 ([RC210510]).



Immunofluorescent staining of HeLa cells using anti-RAB21 mouse monoclonal antibody ([TA505737]).