

Product datasheet for **TA505737**

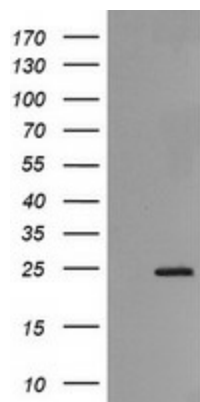
RAB21 Mouse Monoclonal Antibody [Clone ID: OTI6A9]

Product data:

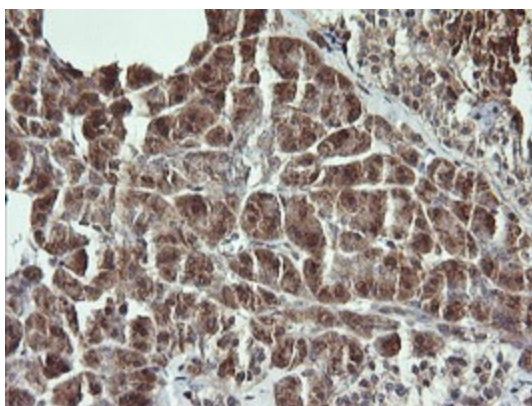
Product Type:	Primary Antibodies
Clone Name:	OTI6A9
Applications:	IF, IHC, WB
Recommended Dilution:	WB 1:4000, IHC 1:150, IF 1:100
Reactivity:	Human, Mouse, Rat
Host:	Mouse
Isotype:	IgG2b
Clonality:	Monoclonal
Immunogen:	Full length human recombinant protein of human RAB21(NP_055814) produced in HEK293T cell.
Formulation:	PBS (pH 7.3) containing 1% BSA, 50% glycerol and 0.02% sodium azide.
Concentration:	1 mg/ml
Purification:	Purified from mouse ascites fluids or tissue culture supernatant by affinity chromatography (protein A/G)
Conjugation:	Unconjugated
Storage:	Store at -20°C as received.
Stability:	Stable for 12 months from date of receipt.
Predicted Protein Size:	24.2 kDa
Gene Name:	RAB21, member RAS oncogene family
Database Link:	NP_055814 Entrez Gene 216344 MouseEntrez Gene 299799 RatEntrez Gene 23011 Human Q9UL25
Background:	RAB21 belongs to the RAB family of small GTP-binding proteins that regulate intracellular vesicle targeting (Opdam et al., 2000 [PubMed 10887961]). [supplied by OMIM, Nov 2008]
Synonyms:	KIAA0118
Protein Families:	Druggable Genome



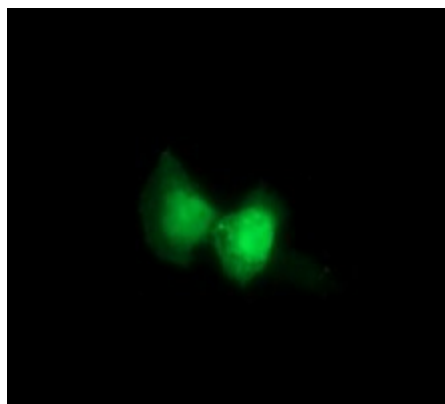
[View online »](#)

Product images:

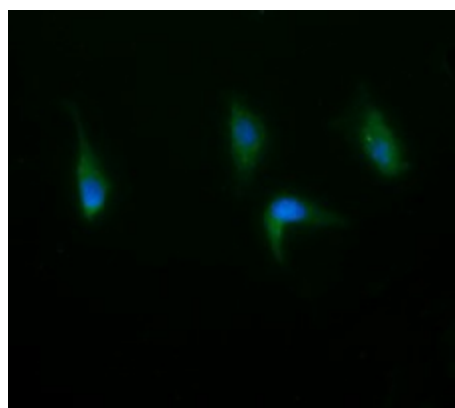
HEK293T cells were transfected with the pCMV6-ENTRY control (Left lane) or pCMV6-ENTRY RAB21 ([RC210510], Right lane) cDNA for 48 hrs and lysed. Equivalent amounts of cell lysates (5 ug per lane) were separated by SDS-PAGE and immunoblotted with anti-RAB21. Positive lysates [LY402398] (100ug) and [LC402398] (20ug) can be purchased separately from OriGene.



Immunohistochemical staining of paraffin-embedded Human pancreas tissue within the normal limits using anti-RAB21 mouse monoclonal antibody. (Heat-induced epitope retrieval by 10mM citric buffer, pH6.0, 120°C for 3min, TA505737)



Anti-RAB21 mouse monoclonal antibody (TA505737) immunofluorescent staining of COS7 cells transiently transfected by pCMV6-ENTRY RAB21 ([RC210510]).



Immunofluorescent staining of HeLa cells using anti-RAB21 mouse monoclonal antibody (TA505737).