

## Product datasheet for **TA505684AM**

### ADAMTS8 Mouse Monoclonal Antibody (Biotin conjugated) [Clone ID: OTI2H5]

#### Product data:

Product Type:	Primary Antibodies
Clone Name:	OTI2H5
Applications:	IF, WB
Recommended Dilution:	WB 1:1000, IF 1:100
Reactivity:	Human
Host:	Mouse
Isotype:	IgG1
Clonality:	Monoclonal
Immunogen:	Full length human recombinant protein of human ADAMTS8(NP_008968) produced in HEK293T cell.
Formulation:	PBS (pH 7.3) containing 1% BSA, 50% glycerol and 0.02% sodium azide.
Concentration:	0.5 mg/ml
Purification:	Purified from mouse ascites fluids or tissue culture supernatant by affinity chromatography (protein A/G)
Conjugation:	Biotin
Storage:	Store at -20°C as received.
Stability:	Stable for 12 months from date of receipt.
Predicted Protein Size:	96.3 kDa
Gene Name:	ADAM metallopeptidase with thrombospondin type 1 motif 8
Database Link:	<a href="#">NP_008968</a> <a href="#">Entrez Gene 11095 Human</a> <a href="#">Q9UP79</a>



[View online »](#)

**Background:**


This gene encodes a member of the ADAMTS (a disintegrin and metalloproteinase with thrombospondin motifs) protein family. Members of the family share several distinct protein modules, including a propeptide region, a metalloproteinase domain, a disintegrin-like domain, and a thrombospondin type 1 (TS) motif. Individual members of this family differ in the number of C-terminal TS motifs, and some have unique C-terminal domains. The enzyme encoded by this gene contains two C-terminal TS motifs, and disrupts angiogenesis in vivo. A number of disorders have been mapped in the vicinity of this gene, most notably lung neoplasms. [provided by RefSeq, Jul 2008]

**Synonyms:**

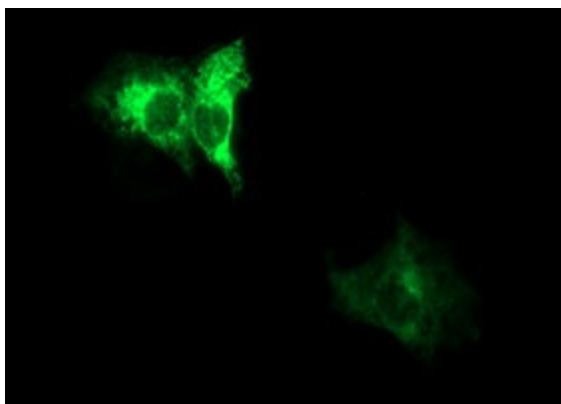
ADAM-TS8; METH2

**Protein Families:**

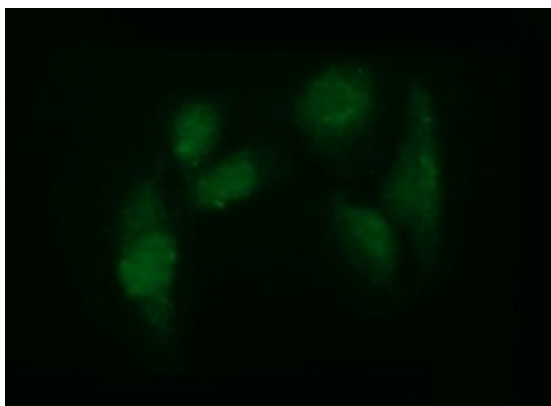
Druggable Genome, Protease, Secreted Protein

**Product images:**


HEK293T cells were transfected with the pCMV6-ENTRY control (Cat# [PS100001], Left lane) or pCMV6-ENTRY ADAMTS8 (Cat# [RC212446], Right lane) cDNA for 48 hrs and lysed. Equivalent amounts of cell lysates (5 ug per lane) were separated by SDS-PAGE and immunoblotted with anti-ADAMTS8 (Cat# [TA505684]). Positive lysates [LY402079] (100ug) and [LC402079] (20ug) can be purchased separately from OriGene.



Anti-ADAMTS8 mouse monoclonal antibody ([TA505684]) immunofluorescent staining of COS7 cells transiently transfected by pCMV6-ENTRY ADAMTS8 ([RC212446]).



Immunofluorescent staining of HeLa cells using anti-ADAMTS8 mouse monoclonal antibody ([TA505684]).