

Product datasheet for **TA505601S**

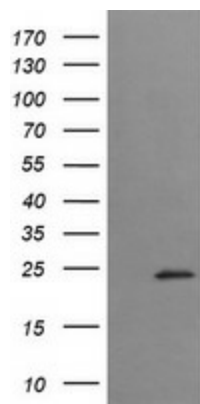
TRAPPC4 Mouse Monoclonal Antibody [Clone ID: OTI4C3]

Product data:

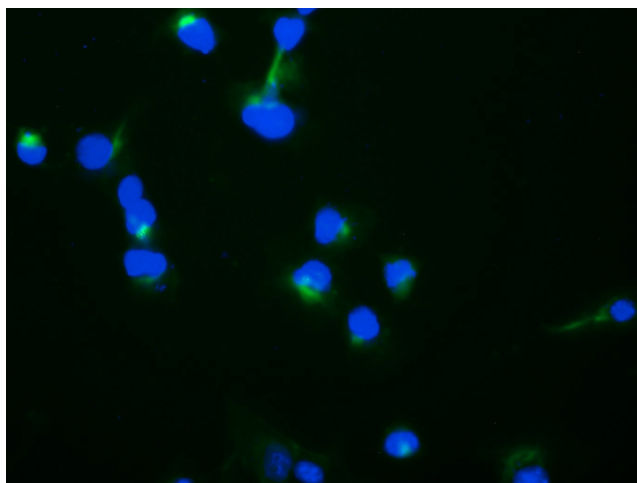
Product Type:	Primary Antibodies
Clone Name:	OTI4C3
Applications:	FC, IF, WB
Recommended Dilution:	WB 1:1000, IF 1:100, FLOW 1:100
Reactivity:	Human, Mouse, Rat
Host:	Mouse
Isotype:	IgG2b
Clonality:	Monoclonal
Immunogen:	Full length human recombinant protein of human TRAPPC4(NP_057230) produced in HEK293T cell.
Formulation:	PBS (pH 7.3) containing 1% BSA, 50% glycerol and 0.02% sodium azide.
Concentration:	1 mg/ml
Purification:	Purified from mouse ascites fluids or tissue culture supernatant by affinity chromatography (protein A/G)
Conjugation:	Unconjugated
Storage:	Store at -20°C as received.
Stability:	Stable for 12 months from date of receipt.
Predicted Protein Size:	24.2 kDa
Gene Name:	trafficking protein particle complex subunit 4
Database Link:	NP_057230 Entrez Gene 60409 Mouse Entrez Gene 51399 Human Q9Y296
Synonyms:	CGI-104; HSPC172; PTD009; SBDN; SYNBINDIN; TRS23
Protein Families:	Druggable Genome



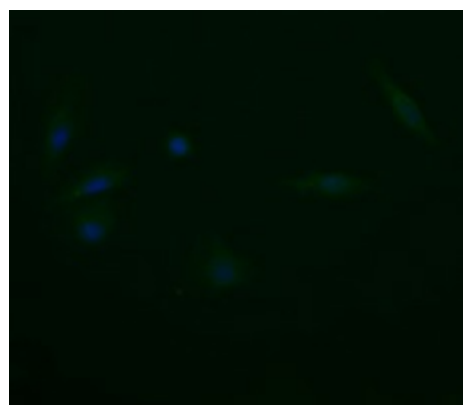
[View online »](#)

Product images:

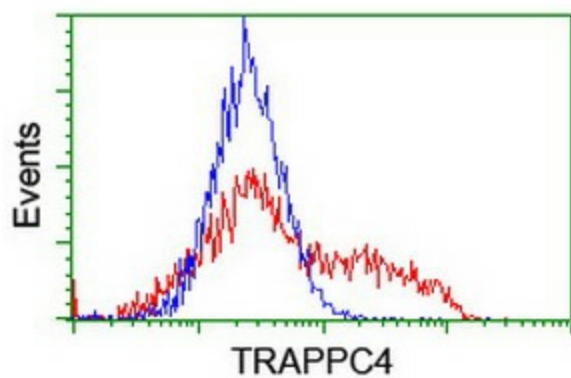
HEK293T cells were transfected with the pCMV6-ENTRY control (Left lane) or pCMV6-ENTRY TRAPPC4 ([RC202213], Right lane) cDNA for 48 hrs and lysed. Equivalent amounts of cell lysates (5 ug per lane) were separated by SDS-PAGE and immunoblotted with anti-TRAPPC4. Positive lysates [LY414159] (100ug) and [LC414159] (20ug) can be purchased separately from OriGene.



Anti-TRAPPC4 mouse monoclonal antibody ([TA505601]) immunofluorescent staining of COS7 cells transiently transfected by pCMV6-ENTRY TRAPPC4 ([RC202213]).



Immunofluorescent staining of HeLa cells using anti-TRAPPC4 mouse monoclonal antibody ([TA505601]).



HEK293T cells transfected with either [RC202213] overexpress plasmid (Red) or empty vector control plasmid (Blue) were immunostained by anti-TRAPPC4 antibody ([TA505601]), and then analyzed by flow cytometry.