

Product datasheet for **TA505569**

CA12 Mouse Monoclonal Antibody [Clone ID: OTI4D1]

Product data:

Product Type:	Primary Antibodies
Clone Name:	OTI4D1
Applications:	IF, WB
Recommended Dilution:	WB 1:2000, IF 1:100
Reactivity:	Human
Host:	Mouse
Isotype:	IgG2a
Clonality:	Monoclonal
Immunogen:	Full length human recombinant protein of human CA12(NP_001209) produced in HEK293T cell.
Formulation:	PBS (pH 7.3) containing 1% BSA, 50% glycerol and 0.02% sodium azide.
Concentration:	1 mg/ml
Purification:	Purified from mouse ascites fluids or tissue culture supernatant by affinity chromatography (protein A/G)
Conjugation:	Unconjugated
Storage:	Store at -20°C as received.
Stability:	Stable for 12 months from date of receipt.
Predicted Protein Size:	36.8 kDa
Gene Name:	carbonic anhydrase 12
Database Link:	NP_001209 Entrez Gene 771 Human O43570



[View online »](#)

Background:

Carbonic anhydrases (CAs) are a large family of zinc metalloenzymes that catalyze the reversible hydration of carbon dioxide. They participate in a variety of biological processes, including respiration, calcification, acid-base balance, bone resorption, and the formation of aqueous humor, cerebrospinal fluid, saliva, and gastric acid. This gene product is a type I membrane protein that is highly expressed in normal tissues, such as kidney, colon and pancreas, and has been found to be overexpressed in 10% of clear cell renal carcinomas. Two transcript variants encoding different isoforms have been identified for this gene. [provided by RefSeq, Jul 2008]

Synonyms:

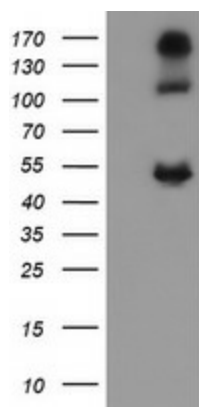
CAXII; HsT18816

Protein Families:

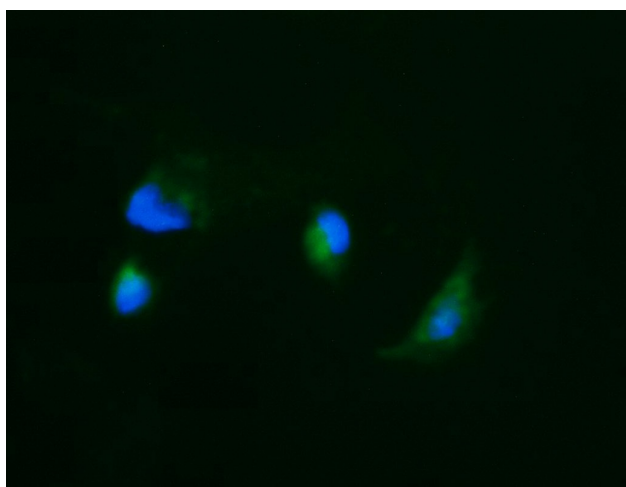
Druggable Genome, Transmembrane

Protein Pathways:

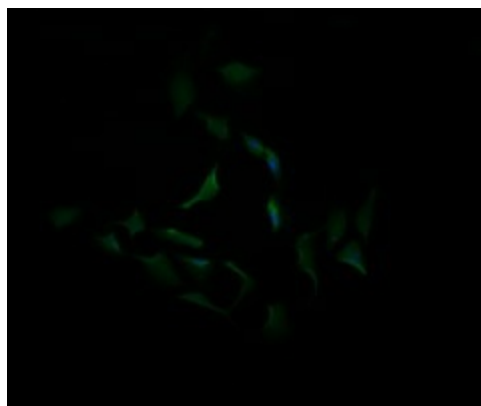
Nitrogen metabolism

Product images:


HEK293T cells were transfected with the pCMV6-ENTRY control (Left lane) or pCMV6-ENTRY CA12 ([RC204810], Right lane) cDNA for 48 hrs and lysed. Equivalent amounts of cell lysates (5 ug per lane) were separated by SDS-PAGE and immunoblotted with anti-CA12. Positive lysates [LY400487] (100ug) and [LC400487] (20ug) can be purchased separately from OriGene.



Anti-CA12 mouse monoclonal antibody (TA505569) immunofluorescent staining of COS7 cells transiently transfected by pCMV6-ENTRY CA12 ([RC204810]).



Immunofluorescent staining of HeLa cells using anti-CA12 mouse monoclonal antibody (TA505569).