

Product datasheet for **TA505556M**

HTF9C (TRMT2A) Mouse Monoclonal Antibody [Clone ID: OTI1H2]

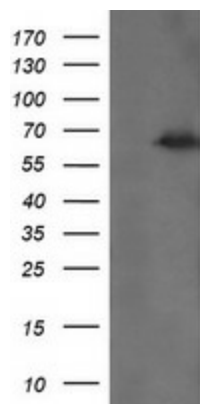
Product data:

Product Type:	Primary Antibodies
Clone Name:	OTI1H2
Applications:	FC, IF, WB
Recommended Dilution:	WB 1:4000, IF 1:100, FLOW 1:100
Reactivity:	Human, Mouse, Rat
Host:	Mouse
Isotype:	IgG1
Clonality:	Monoclonal
Immunogen:	Full length human recombinant protein of human TRMT2A(NP_073564) produced in HEK293T cell.
Formulation:	PBS (pH 7.3) containing 1% BSA, 50% glycerol and 0.02% sodium azide.
Concentration:	1 mg/ml
Purification:	Purified from mouse ascites fluids or tissue culture supernatant by affinity chromatography (protein A/G)
Conjugation:	Unconjugated
Storage:	Store at -20°C as received.
Stability:	Stable for 12 months from date of receipt.
Predicted Protein Size:	68.5 kDa
Gene Name:	tRNA methyltransferase 2 homolog A
Database Link:	NP_073564 Entrez Gene 27037 Human Q8IZ69
Synonyms:	HTF9C
Protein Families:	Druggable Genome

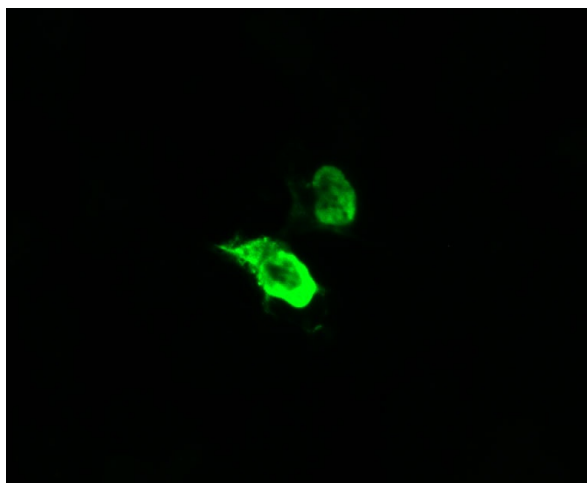


[View online »](#)

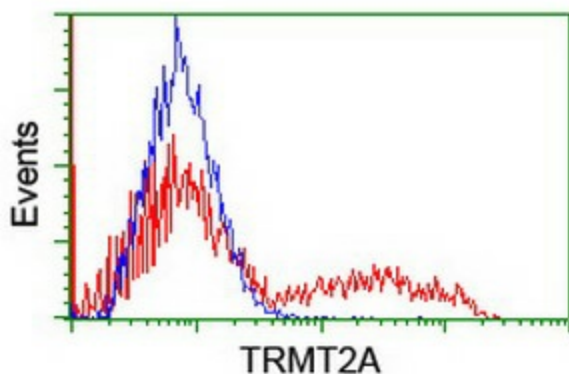
Product images:



HEK293T cells were transfected with the pCMV6-ENTRY control (Left lane) or pCMV6-ENTRY TRMT2A ([RC221181], Right lane) cDNA for 48 hrs and lysed. Equivalent amounts of cell lysates (5 ug per lane) were separated by SDS-PAGE and immunoblotted with anti-TRMT2A. Positive lysates [LY411594] (100ug) and [LC411594] (20ug) can be purchased separately from OriGene.



Anti-TRMT2A mouse monoclonal antibody ([TA505556]) immunofluorescent staining of COS7 cells transiently transfected by pCMV6-ENTRY TRMT2A ([RC221181]).



HEK293T cells transfected with either [RC221181] overexpress plasmid (Red) or empty vector control plasmid (Blue) were immunostained by anti-TRMT2A antibody ([TA505556]), and then analyzed by flow cytometry.