

Product datasheet for **TA505508BM**

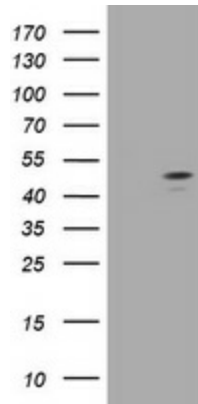
CATIP Mouse Monoclonal Antibody (HRP conjugated) [Clone ID: OTI2D9]

Product data:

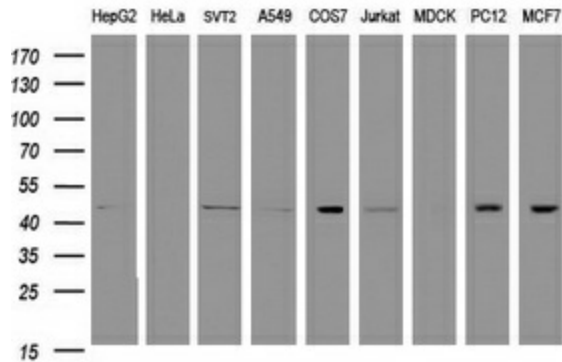
Product Type:	Primary Antibodies
Clone Name:	OTI2D9
Applications:	IHC, WB
Recommended Dilution:	WB 1:2000, IHC 1:150
Reactivity:	Human
Host:	Mouse
Isotype:	IgG2a
Clonality:	Monoclonal
Immunogen:	Full length human recombinant protein of human C2orf62(NP_940961) produced in HEK293T cell.
Formulation:	PBS (pH 7.3) containing 1% BSA, 50% glycerol.
Concentration:	0.5 mg/ml
Purification:	Purified from mouse ascites fluids or tissue culture supernatant by affinity chromatography (protein A/G)
Conjugation:	HRP
Storage:	Store at -20°C as received.
Stability:	Stable for 12 months from date of receipt.
Predicted Protein Size:	43.7 kDa
Gene Name:	ciliogenesis associated TTC17 interacting protein
Database Link:	NP_940961 Entrez Gene 375307 Human Q7Z7H3
Synonyms:	C2orf62



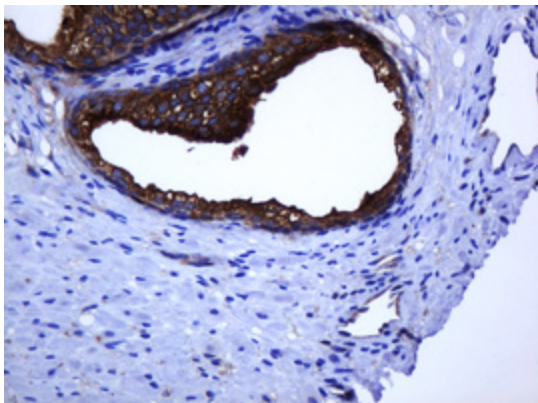
[View online »](#)

Product images:


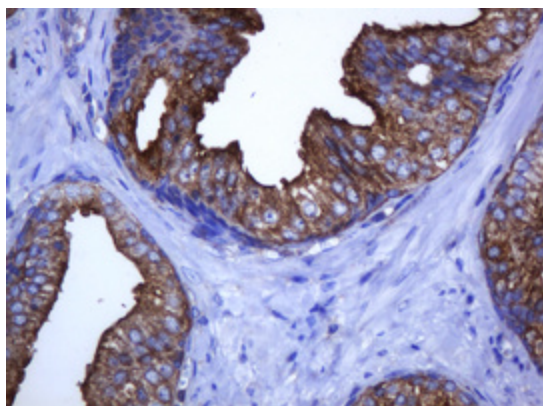
HEK293T cells were transfected with the pCMV6-ENTRY control (Left lane) or pCMV6-ENTRY C2orf62 [RC208172], Right lane) cDNA for 48 hrs and lysed. Equivalent amounts of cell lysates (5 ug per lane) were separated by SDS-PAGE and immunoblotted with anti-C2orf62. Positive lysates [LY404854] (100ug) and [LC404854] (20ug) can be purchased separately from OriGene.



Western blot analysis of extracts (35ug) from 9 different cell lines by using anti-C2orf62 monoclonal antibody (HepG2: human; HeLa: human; SVT2: mouse; A549: human; COS7: monkey; Jurkat: human; MDCK: canine; PC12: rat; MCF7: human) (1:2000).



Immunohistochemical staining of paraffin-embedded Human prostate tissue within the normal limits using anti-C2orf62 mouse monoclonal antibody. (Heat-induced epitope retrieval by 10mM citric buffer, pH6.0, 120°C for 3min, [TA505508])



Immunohistochemical staining of paraffin-embedded Carcinoma of Human prostate tissue using anti-C2orf62 mouse monoclonal antibody. (Heat-induced epitope retrieval by 10mM citric buffer, pH6.0, 120°C for 3min, [TA505508])