

## Product datasheet for **TA505502S**

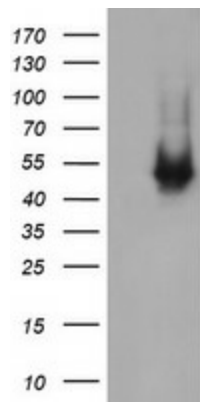
### CATIP Mouse Monoclonal Antibody [Clone ID: OTI2F4]

#### Product data:

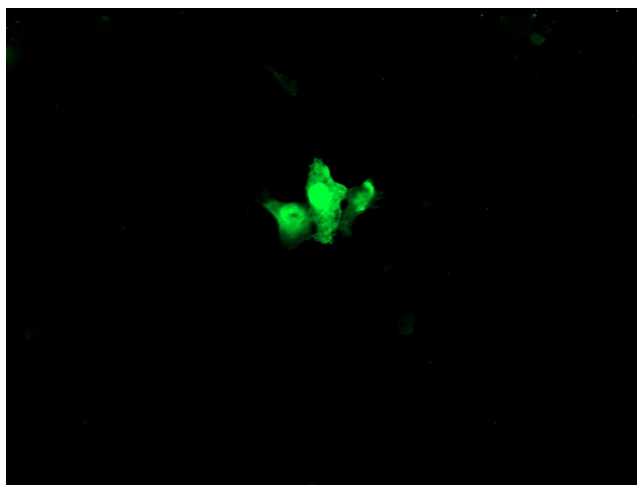
Product Type:	Primary Antibodies
Clone Name:	OTI2F4
Applications:	FC, IF, WB
Recommended Dilution:	WB 1:2000, IF 1:100, FLOW 1:100
Reactivity:	Human
Host:	Mouse
Isotype:	IgG2a
Clonality:	Monoclonal
Immunogen:	Full length human recombinant protein of human C2orf62(NP_940961) produced in HEK293T cell.
Formulation:	PBS (pH 7.3) containing 1% BSA, 50% glycerol and 0.02% sodium azide.
Concentration:	1 mg/ml
Purification:	Purified from mouse ascites fluids or tissue culture supernatant by affinity chromatography (protein A/G)
Conjugation:	Unconjugated
Storage:	Store at -20°C as received.
Stability:	Stable for 12 months from date of receipt.
Predicted Protein Size:	43.7 kDa
Gene Name:	ciliogenesis associated TTC17 interacting protein
Database Link:	<a href="#">NP_940961</a> <a href="#">Entrez Gene 375307 Human</a> <a href="#">Q7Z7H3</a>
Synonyms:	C2orf62



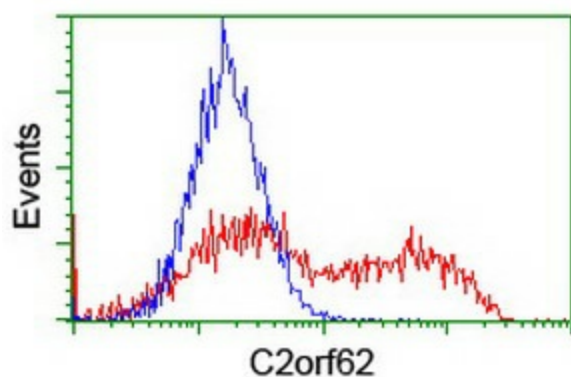
[View online »](#)

**Product images:**

HEK293T cells were transfected with the pCMV6-ENTRY control (Left lane) or pCMV6-ENTRY C2orf62 ([RC208172], Right lane) cDNA for 48 hrs and lysed. Equivalent amounts of cell lysates (5 ug per lane) were separated by SDS-PAGE and immunoblotted with anti-C2orf62. Positive lysates [LY404854] (100ug) and [LC404854] (20ug) can be purchased separately from OriGene.



Anti-C2orf62 mouse monoclonal antibody ([TA505502]) immunofluorescent staining of COS7 cells transiently transfected by pCMV6-ENTRY C2orf62 ([RC208172]).



HEK293T cells transfected with either [RC208172] overexpress plasmid (Red) or empty vector control plasmid (Blue) were immunostained by anti-C2orf62 antibody ([TA505502]), and then analyzed by flow cytometry.