

## Product datasheet for **TA505491S**

### **GADD45G Mouse Monoclonal Antibody [Clone ID: OTI1G2]**

#### **Product data:**

<b>Product Type:</b>	Primary Antibodies
<b>Clone Name:</b>	OTI1G2
<b>Applications:</b>	FC, IF, WB
<b>Recommended Dilution:</b>	WB 1:4000, IF 1:100, FLOW 1:100
<b>Reactivity:</b>	Human, Mouse, Rat
<b>Host:</b>	Mouse
<b>Isotype:</b>	IgG1
<b>Clonality:</b>	Monoclonal
<b>Immunogen:</b>	Full length human recombinant protein of human GADD45G(NP_006696) produced in HEK293T cell.
<b>Formulation:</b>	PBS (pH 7.3) containing 1% BSA, 50% glycerol and 0.02% sodium azide.
<b>Concentration:</b>	1 mg/ml
<b>Purification:</b>	Purified from mouse ascites fluids or tissue culture supernatant by affinity chromatography (protein A/G)
<b>Conjugation:</b>	Unconjugated
<b>Storage:</b>	Store at -20°C as received.
<b>Stability:</b>	Stable for 12 months from date of receipt.
<b>Predicted Protein Size:</b>	16.9 kDa
<b>Gene Name:</b>	growth arrest and DNA damage inducible gamma
<b>Database Link:</b>	<a href="#">NP_006696</a> <a href="#">Entrez Gene 23882 Mouse</a> <a href="#">Entrez Gene 291005 Rat</a> <a href="#">Entrez Gene 10912 Human</a> <a href="#">O95257</a>
<b>Background:</b>	This gene is a member of a group of genes whose transcript levels are increased following stressful growth arrest conditions and treatment with DNA-damaging agents. The protein encoded by this gene responds to environmental stresses by mediating activation of the p38/JNK pathway via MTK1/MEKK4 kinase. The GADD45G is highly expressed in placenta. [provided by RefSeq]

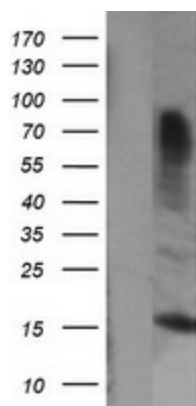


[View online »](#)

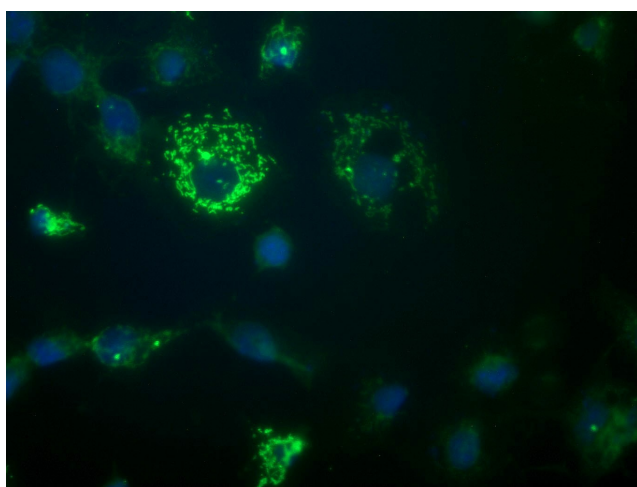
**Synonyms:** CR6; DDIT2; GADD45gamma; GRP17

**Protein Pathways:** Cell cycle, MAPK signaling pathway, p53 signaling pathway

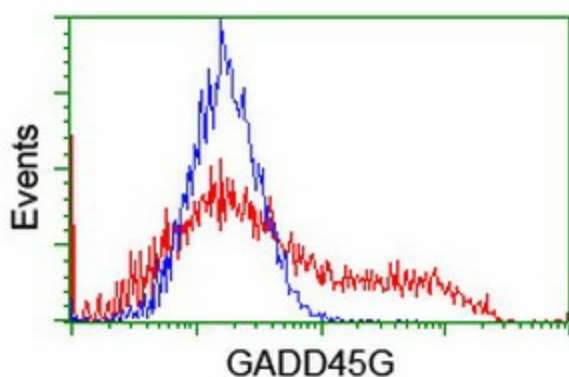
**Product images:**



HEK293T cells were transfected with the pCMV6-ENTRY control (Left lane) or pCMV6-ENTRY GADD45G ([RC201364], Right lane) cDNA for 48 hrs and lysed. Equivalent amounts of cell lysates (5 ug per lane) were separated by SDS-PAGE and immunoblotted with anti-GADD45G. Positive lysates [LY416476] (100ug) and [LC416476] (20ug) can be purchased separately from OriGene.



Anti-GADD45G mouse monoclonal antibody ([TA505491]) immunofluorescent staining of COS7 cells transiently transfected by pCMV6-ENTRY GADD45G ([RC201364]).



HEK293T cells transfected with either [RC201364] overexpress plasmid (Red) or empty vector control plasmid (Blue) were immunostained by anti-GADD45G antibody ([TA505491]), and then analyzed by flow cytometry.