

Product datasheet for **TA505489BM**

GADD45G Mouse Monoclonal Antibody (HRP conjugated) [Clone ID: OTI1E4]

Product data:

Product Type:	Primary Antibodies
Clone Name:	OTI1E4
Applications:	FC, IF, WB
Recommended Dilution:	WB 1:2000, IF 1:100, FLOW 1:100
Reactivity:	Human, Mouse, Rat
Host:	Mouse
Isotype:	IgG2a
Clonality:	Monoclonal
Immunogen:	Full length human recombinant protein of human GADD45G(NP_006696) produced in HEK293T cell.
Formulation:	PBS (pH 7.3) containing 1% BSA, 50% glycerol.
Concentration:	0.5 mg/ml
Purification:	Purified from mouse ascites fluids or tissue culture supernatant by affinity chromatography (protein A/G)
Conjugation:	HRP
Storage:	Store at -20°C as received.
Stability:	Stable for 12 months from date of receipt.
Predicted Protein Size:	16.9 kDa
Gene Name:	growth arrest and DNA damage inducible gamma
Database Link:	NP_006696 Entrez Gene 23882 Mouse Entrez Gene 291005 Rat Entrez Gene 10912 Human O95257
Background:	This gene is a member of a group of genes whose transcript levels are increased following stressful growth arrest conditions and treatment with DNA-damaging agents. The protein encoded by this gene responds to environmental stresses by mediating activation of the p38/JNK pathway via MTK1/MEKK4 kinase. The GADD45G is highly expressed in placenta. [provided by RefSeq, Jul 2008]




[View online »](#)

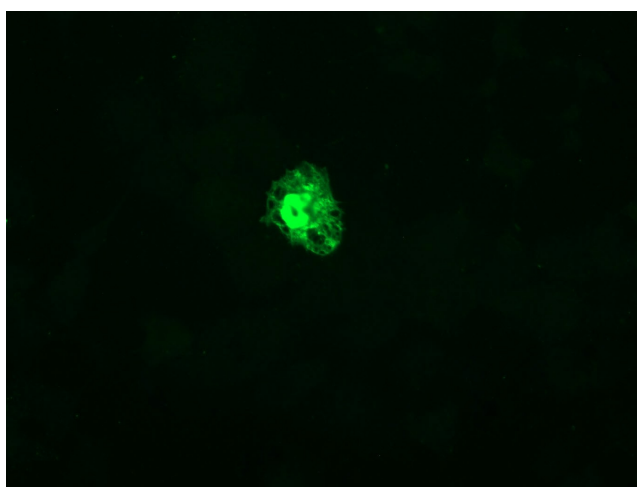
Synonyms: CR6; DDIT2; GADD45gamma; GRP17

Protein Pathways: Cell cycle, MAPK signaling pathway, p53 signaling pathway

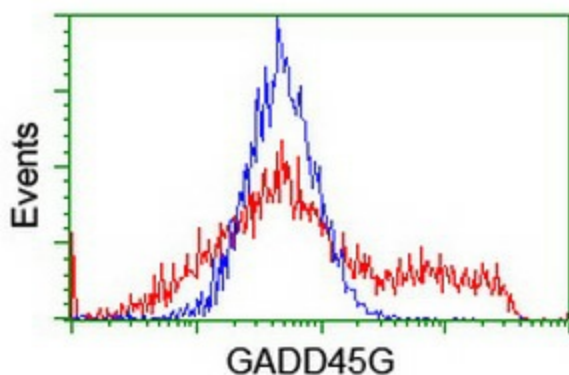
Product images:



HEK293T cells were transfected with the pCMV6-ENTRY control (Left lane) or pCMV6-ENTRY GADD45G ([RC201364], Right lane) cDNA for 48 hrs and lysed. Equivalent amounts of cell lysates (5 ug per lane) were separated by SDS-PAGE and immunoblotted with anti-GADD45G. Positive lysates [LY416476] (100ug) and [LC416476] (20ug) can be purchased separately from OriGene.



Anti-GADD45G mouse monoclonal antibody ([TA505489]) immunofluorescent staining of COS7 cells transiently transfected by pCMV6-ENTRY GADD45G ([RC201364]).



HEK293T cells transfected with either [RC201364] overexpress plasmid (Red) or empty vector control plasmid (Blue) were immunostained by anti-GADD45G antibody ([TA505489]), and then analyzed by flow cytometry.